



# 2020 APPLICATION GUIDE

EDITION 2020

CATALOGUE NO. INDUSTRIAL 20201

NOV. 2019

## HYDRAULIC HOSE & COUPLING



# GATES INDIA

## COMPANY OVERVIEW

Gates Corporation is a leading manufacturer of application-specific fluid power and power transmission solutions. At Gates, We are driven to push the boundaries of materials science to engineer products that continually exceed industry expectations.

We don't rest on our rich heritage of innovation. We leverage it to inspire solutions that will power the next hundred years. We invest continually in R&D and technology, so our products not only outperform industry standards; they also exceed our customers' demanding expectations. We invest in our people, bringing real-world

For over 20 years Gates, India has a leading presence in fluid power and power transmission solutions. As a part of Gates Corporation, we share the same DNA of pushing we are driven to push the boundaries of materials science to engineer products that continually exceed expectations. With a team of more than 1500 employees, four world class manufacturing facilities, two corporate offices and countrywide network of 280+ Distributors. we are constantly expanding our product catalogue and value-added service offerings to support every facet of our customers' operations. In the most extreme environments and those more familiar, Gates is there with the right

experience that enables us to solve our customers' diverse challenges of today and anticipate those of tomorrow. And We are constantly expanding our product catalogue and value-added service offerings to support every facet of our customers' operations. In the most extreme environments and those more familiar, Gates is there with the right product, in the right place at the right time. Whether building original equipment or maintaining products in the aftermarket, we enable companies in every industry to be more efficient, productive and profitable. We are Gates.

product, in the right place at the right time. Whether building original equipment or maintaining products in the aftermarket, Gates India enables companies in every industry to be more efficient, productive, and profitable. Gates in India is catering to the needs of all major industrial and automotive OEMs and aftermarket. As a leading manufacturer in power transmission and fluid power, Gates is well known for it's superior quality, technology expertise and application engineering support in India, which is trusted by our esteemed customers from diversified industries.

## OUR PRODUCTS AND SERVICES SERVE CUSTOMERS IN THE FOLLOWING END MARKETS.

- **Agriculture:** CNH, Mahindra & Mahindra
- **Automotive:** Tata Motors, Maruti Suzuki, Hyundai, Ford, Mahindra & Mahindra
- **Two Wheeler:** Honda, TVS, Ather, Harley Davidson
- **Construction & Earthmoving:** JCB, CNH, Caterpillar, Mahindra, Ajax Engineering
- **Other Manufacturing OEMs:** Atlas Copco, LMW, NCR, Inductotherm, Lohia
- **Metal Processing:** Tata Steel, JSW, Vedanta, Essar Steel
- **Mining:** Coal India, Singareni Collieries, Hindustan Zinc, Sandvik, Epiroc And Major customers from Textiles Machinery, Machine Tools, Cement Plants and many others



**INVEST SMARTLY  
INVEST IN QUALITY**



# HOSE ASSEMBLY ROUTING TIPS

Proper hose installation is essential for satisfactory performance. If hose length is excessive, the appearance of the installation will be unsatisfactory and unnecessary cost of equipment will be involved. If hose assemblies are too short to permit adequate flexing and changes in length due to expansion or contraction, hose service life will be reduced. The following diagrams show proper hose installations which provide maximum performance and cost savings. Consider these examples in determining length of a specific assembly.

**WRONG**  
**RIGHT**

When hose installation is straight, allow enough slack in hose line to provide for length change which will occur when pressure is applied.

**WRONG**  
**RIGHT**

When radius is below the required minimum, use an angle adapter to avoid sharp bends

**WRONG**  
**RIGHT**

When radius is below the required minimum, use an angle adapter to avoid sharp bends

**WRONG**  
**RIGHT**

Use proper angle adaptor to avoid tight or bend in hose

**WRONG**  
**RIGHT**

Avoid twisting of hose lines bent in two planes by clamping hose at change of plane

**WRONG**  
**RIGHT**

Prevent twisting and distortion by bending hose in same plane as the motion of the port to which hose is connected

**WRONG**  
**RIGHT**

Reduce number of pipe thread joints by using hydraulic adaptors instead of pipe fittings.

**WRONG**  
**RIGHT**

Route hose directly by using 45° and/or 90° adaptors and fittings. Avoid excessive hose length to improve appearance

**WRONG**  
**RIGHT**

High ambient temperatures shorten hose life, so make sure hose is kept away from hot parts. If this is not possible, insulate hose

**NO PRESSURE**  
**HIGH PRESSURE**

To allow for length change when hose is pressurized, do not clamp at bends so that curve will absorb changes. Do not clamp high and low pressure lines together.

**WRONG**  
**RIGHT**

To avoid hose collapse and flow restriction keep hose bend radii as large as possible. Refer to hose specification tables for minimum bend radii

**WRONG**  
**RIGHT**

Elbows and adapters should be used to relieve strain on the assembly, and to provide neater installations which will be more accessible for inspection and maintenance

**WRONG**  
**RIGHT**

When installing hose, make sure it is not twisted. Pressure applied to a twisted hose can result in hose failure or loosening of connections.

**WRONG**  
**RIGHT**

Run hose in the installation so that it avoids rubbing and abrasion. Often, Clamps are required to support long hose runs or to keep hose away from moving parts. Use clamps of the correct size a clamp too large allows hose to move inside the clamp and cause abrasion

**WRONG**  
**RIGHT**  
D x 1.5

Any bending of hose should not commence at a point less than 1.5 D (hose diameter) from an end

## MEGASYS® HYDRAULIC HOSE



**As advanced hydraulic systems are designed and engineered into more and more high-powered, high-pressure equipment, the importance of high-quality, flexible, durable hose assemblies that won't fail has never been more critical.**

As the industry leader in hydraulic hose technology, Gates has developed an integrated solution to meet the expanding needs of today's hydraulic systems – and tomorrow's.

Gates MegaSys® hydraulic hose and coupling products offer a combination of technology, performance and flexibility that is unmatched by anything on the market today – or for the foreseeable future!

The fully integrated MegaSys® hose line is designed to provide maximum flexibility and performance in a wide range of high-pressure hydraulic applications while simplifying hose selection and assembly fabrication.

MegaSys® products and features save time, space and money. Color-coded laylines and constant pressure ratings through all sizes make hose identification and selection easier and faster while reducing inventory requirements. Couplings provide leak-free performance. A bend radius up to one-third the SAE specification enables use of shorter hose lengths and savings of up to 64%. It all adds up to more value for your money.

### CONSTANT PRESSURE HOSE

The MegaSys® line consists of constant pressure spiral-wire and wire-braid hose that can be bent up to one-third SAE specifications. Combined with innovative couplings specifically designed to crimp on these hose, leak-free performance is guaranteed up to maximum working pressures as high as 8,000 psi.

#### MegaSys Benefits

- Simplifies hose selection with constant pressure ratings
- Bends up to one-third SAE bend radius specifications
- Saves overall hose assembly length
- Facilitates easier routing in tight applications
- Requires fewer bent tube fittings
- Eases installation with higher flexibility
- Lowers inventory requirements
- Extends life in bending, flexing applications
- Available with abrasion-resistant XtraTuff® or MegaTuff® covers
- Reduces costs by as much as 64 percent



# MEGASYS® HOSE LAYLINE SYSTEM

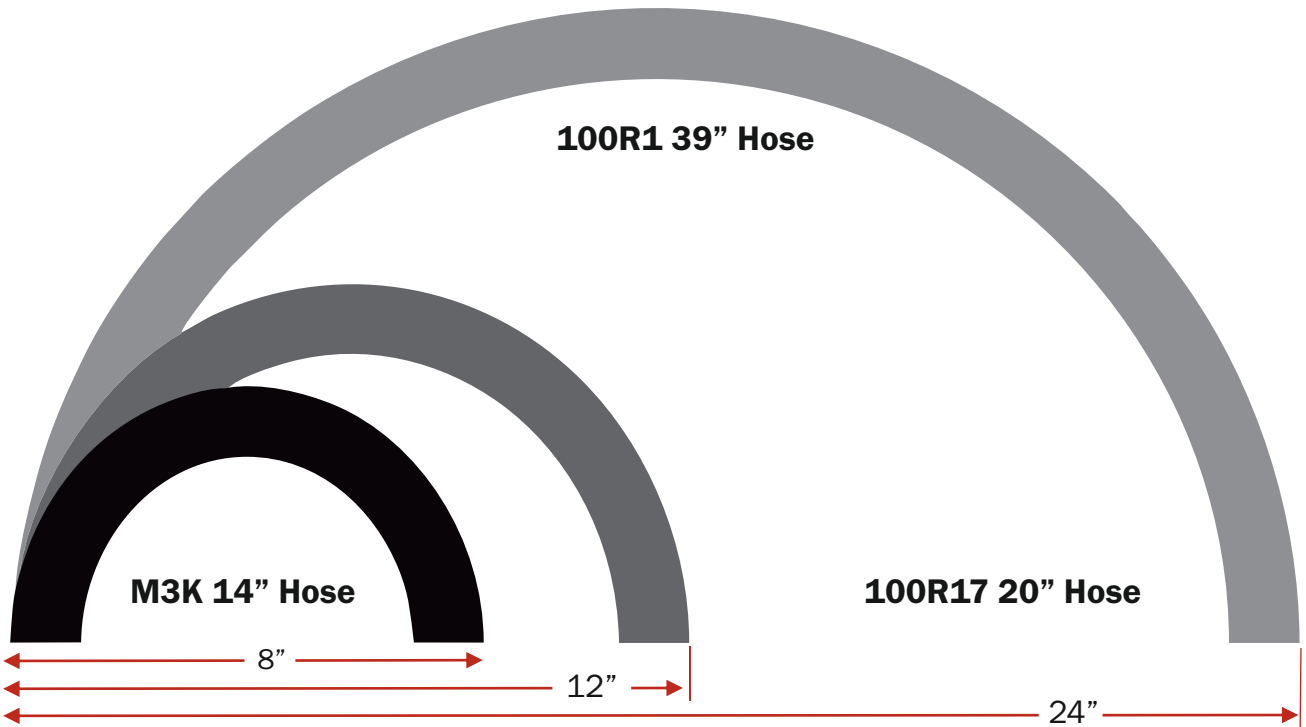


These newly developed laylines are used exclusively on MegaSys® hose. Distinctive design and pressure color coding makes MegaSys hose easy to identify in stock or in service.



Field 1	Field 2	Field 3	Field 4	Field 5	Field 6	Field 7
Gates	Registered	Hose	Coupling Icon	Size/Pressure	Industry	MSHA
Logo	Product	Description	G = MegaCrimp®		Specifications	ApprovalFamily
Name	3,000 psi = Blue	GS = GlobalSpiral™				
	4,000 psi = Purple	GSP = GlobalSpiral™ Plus				
	5,000 psi = Red					
	6,000 psi = Orange					
	8,000 psi = Gold					

## MEGASYS HOSES BEND, BEND - AND BEND SOME MORE



### Up to One-Third SAE Bend Radius Specification

Illustration of 16M3K hose flexibility and reduced hose length requirements

# MEGASYS® SPIRAL-WIRE CONSTANT PRESSURE HOSE



These newly developed laylines are used exclusively on MegaSys® hose. Distinctive design and pressure color coding makes MegaSys hose easy to identify in stock or in service.

## EFG3K, EFG4K, EFG5K, EFG6K and G8K Hoses

- Each hose features a constant working pressure
- Four alternating layers (six in some larger sizes) of spiraled, high-tensile steel
- Nitrile tube for use with biodegradable hydraulic fluids (Polychloroprene for G8K)
- Tested to industry-leading 1,000,000 impulse cycles
- Temperature range -40° F to +250° F (-40° C to +121° C)
- Available with abrasion-resistant XtraTuff® or MegaTuff® cover
- “L” Versions -70° F to +212° F (-57° C to +100° C)

## MegaSys Hose Pressure Color Key

3000 psi **M3K/EFG3K**

4000 psi **M4K/EFG4K**

5000 psi **M5K/EFG5K**

6000 psi **M6K/EFG6K**

8000 psi **G8K**



# MEGASYS® SIZE/PRESSURE MATRIX

Gates revolutionized hose selection with the introduction of MegaSys® hoses. Use the charts below for easy hose selection. Just find the required pressure and the chart will show you which hose meets that pressure in the applicable size.

## SAE Specifications (Chart colors do not correspond to MegaSys hose color key system)

I.D.	-4	-5	-6	-8	-10	-12	-16	-20	-24	-32
3000 psi	M3K*	M3K*	M3K*	M3K*	M3K*	M3K*	M3K*	EFG3K	EFG3K	EFG3K
4000 psi	M4K**	M4K**	M4K**/EFG4K	M4K**/EFG4K	M4K**/EFG4K	M4K**/EFG4K	EFG4K	EFG4K		
5000 psi	M5K	M5K	M5K	M5K/EFG5K	EFG5K	EFG5K	EFG5K	EFG5K	EFG5K	EFG5K
6000 psi	M6K		EFG6K	EFG6K	EFG6K	EFG6K	EFG6K	EFG6K	EFG6K	EFG6K
8000 psi						G8K	G8K			

■ Exceeds SAE 100R1    ■ Exceeds SAE 100R12    \*M3K Exceeds SAE 100R17  
■ Exceeds SAE 100R2    ■ Exceeds SAE 100R13    \*\*M4K Exceeds SAE 100R19  
■ Exceeds SAE 100R15    **Note:** M3K working pressure = 3250 psi

## European Norm (EN) Specifications (Chart colors do not correspond to MegaSys hose color key system)

I.D.	-4	-5	-6	-8	-10	-12	-16	-20	-24	-32
210bar/3K	M3K	M3K	M3K	M3K	M3K	M3K	M3K	EFG3K	EFG3K	EFG3K
280bar/4K	M4K	M4K	M4K/EFG4K	M4K/EFG4K	M4K/EFG4K	M4K/EFG4K	EFG4K	EFG4K		
350bar/5K	M5K	M5K	M5K	M5K/EFG5K	EFG5K	EFG5K	EFG5K	EFG5K	EFG5K	EFG5K
420bar/6K	M6K		EFG6K	EFG6K	EFG6K	EFG6K	EFG6K	EFG6K		
560bar/8K						G8K	G8K			

■ Exceeds 1SN/1SC    ■ Exceeds 4SP  
■ Exceeds 2SN/2SC    ■ Exceeds 4SH

## MegaSys® Constant Pressure Hose and ISO 18752

The progression of the Gates MegaSys® products spans over three decades, beginning in the 1980's with the innovative SAE half-bend radius MegaFlex® products M2T® and M1T (now M3K). Gates MegaSys evolved to Constant Pressure specifications and was the forerunner that drove SAE, EN and ISO to follow the Gates engineering lead.

ISO Standard 18752 released in 2006, differs from SAE J517 that reflects the design practices of users who construct hydraulic systems based on performance and pressure requirements.

ISO 18752 is the International Standard specifying requirements for nine classes, four grades and seven types of wire- or textile-reinforced hydraulic hoses and hose assemblies of nominal sizes. Each class has a single maximum working pressure for all sizes.

Hoses are classified according to their resistance to impulse into four grades: A, B, C and D. Each grade is classified by outside diameter into standard types (AS, BS and CS) and compact types (AC, BC, CC and DC). The MegaSys products exceed the SAE and EN specifications and are aligned and exceed the performance matrix requirements of ISO 18752.

PSI 18752	ISO A 18752	ISO B 18752	ISO C 18752	ISO D
3000 PSI	M3K*	M3K	M3KH	EFG3K
4000 PSI	M4K*	M4K	M4KH	EFG4K
5000 PSI	M5K*	M5K	FG5K	EFG5K
6000 PSI	M6K*	M6K	EFG6K	12EFG6K

Exceeds cycle requirements by 2.5X





# ADDITIONAL TEMPERATURE LIMITS

## ADDITIONAL TEMPERATURE LIMITS FOR GATES HYDRAULIC HOSES

Caution : Water, Water/oil emulsions and water/glycol solutions must be kept below the temperatures listed in the tables below, relative to line pressures. Low pressure applications, i.e., in return lines require lower maximum temperatures as shown

### Maximum Temperature Limits For Water, Water/oil Emulsions and water/Glycol Solutions

HOSE	PRESSURE LINES	RETURN LINES
EFG6K, EFGSK, EFG4K, EFG3K, CPS, MINING, C3, C6, G1, G2, M2T, M6K, MSK, M4K, M3K, AGR1, AGR2, 4XP-XTF, 4XP, 4XH-XTF, 4XH, J2AT, MXT, MXG	+93 °C	+82 °C
G2H, G1H, MegaTech ACR G2XH, GTH	+107 °C	+82 °C

### Do not expose hose to maximum temperature and maximum rated working pressure at the same time.

Caution : The fluid manufacturer's recommended maximum operating temperature for any given fluid not be exceeded. If different than the above listed hose temperatures, the lower must precedence. Actual service life at temperatures approaching the recommended limit will depend on the particular application and the fluid being used in the hose intermittent (up to 10% of operating time) refers to momentary temperatures surges. Deterioral effects increase with increased exposure to elevated temperatures

### DASH NUMBERS

Dash No.	Hose I.D. (Inches)			
	All except C5 Series, C14 and Ac134a		C5 Series, C14 and Ac134a	
	Inches	mm	Inches	mm
-3	3/16	4.8	-	-
-4	1/4	6.4	3/16	4.8
-5	5/16	7.9	1/4	6.4
-6	3/8	9.5	5/16	7.9
-8	1/2	12.7	13/32	10.3
-10	5/8	15.9	1/2	12.7
-12	3/4	19.0	5/8	15.9
-14	7/8	22.2	-	-
-16	1	25.4	7/8	22.2
-20	1-1/4	31.8	1-1/8	28.6
-24	1-1/2	38.1	1-3/8	34.9
-32	2	50.8	1-13/16	46.0
-40	2-1/2	63.5	2-3/8	60.3
-48	3	76.2	-	-
-56	3-1/2	88.9	-	-
-64	4	101.6	-	-

### GATES MEETS THESE AGENCY SPECIFICATIONS

Hose Type	ABS	DIN	DNV	EN	Germanischer Lloyds	IJS	DGMS	SAE	MSHA	USCG	
										FUEL	POWER
EFG6K	X	20023	X	EN856				100R15	X		X
EFG5K	X	20023	X	EN856				100R13	X		X
EFG4K		20023		EN856				100R12	X		
EFG3K	X	20023		EN856				100R12	X		
4XH	X	20023		EN856					X		
4XP	X	20023		EN856					X		
CPS		20023					X	100R13			
G2	X	20022		EN853	X			100R2 TYPE AT	X		X
G2H			X	EN853				100R2 TYPE AT	X	X	X
J2AT						X			X		
MINING			X				X(BCS174)				
G1		20022	X	EN853	X			100R1 TYPE AT	X		X
G1H	X		X	EN853				100R1 TYPE AT	X	X	
GTH	X			EN854				100R6			
C6				EN854				100R6			
C3				EN854				100R3			
G3H				EN854				100R3			
CR1				EN853				100R1			
CR2				EN853							
MXT		20022		EN853				100R2 TYPE AT			

### AGENCY SPECIFICATIONS AND HOSE SELECTION GUIDE

#### INDUSTRY AGENCIES

ABS	American Bureau of shipping
DIN	Deutscher Industrie Norm, Germany
DNV	Det Norske Veritas
EN	European Norm/Standard
IJS	Industrial Jack Specification
GL	Germanischer Lloyd
SAE	Society Of Automotive Engineers

#### GOVERNMENT AGENCIES

MSHA	U.S. Mine Safety & Health Administration
USCG	U.S. Coast Guard
DGMS	Directorate General Of Mines & Safety, India
DGQA	Directorate General Of Quality Assurance, India

### FOOTNOTES

- M** Available with unique abrasion resistant MegaTuff® cover. MegaTuff® hose lasts upto 300times longer than the standard hose during hose-to-metal abrasion rest per ISO 6945
- XTF** Available with xtra Tuff® in 4XP & 4XH

- This data is only representative of the Gates Industrial Hose range and not a comprehensive list of all sizes of Hydraulic Hoses manufactured by Gates. For types and sizes not mentioned here please contact Gates Customer Care.
- Due to continual product improvements, Gates reserves the right to alter specification and prices without prior notice. This Hydraulic Hose Catalog is the latest edition & supercedes all earlier Gates Hydraulic catalogs.



# HYDRAULIC HOSES

## EFG6K MEGASYS SPIRAL WIRE HOSE-SAE 100R15

MEETS FLAME RESISTANCE ACCEPTANCE DESIGNATION "MSHA 2G"  
\*ALSO AVAILABLE IN MEGATUFF COVERS

**RECOMMENDED FOR** Extremely high pressure, high-impulse action such as hydrostatic transmissions, EFG6K is designed to meet all requirements of SAE 100R15 specifications and performance requirements of EN 856 4SP (-6, -8, -10 and -12) and EN856 4SH (-12, -16 and -20) and ISO 3862 Type R15 (-6, -8, -10, -12, -16, -24) Compatible with biodegradable hydraulic based fluids like polyolester, polyglycol and vegetable oil as well as standard petroleum based fluids. Superior impulse performance: tested to 1,000,000 impulse cycles



<b>TUBE</b>	Black, oil resistant synthetic rubber [Nitrile-Type C].
<b>REINFORCEMENT</b>	Four [Six for (-20, -24, -32)] alternating layers of spiraled, high tensile steel wire
<b>COVER</b>	Black, oil resistant, synthetic rubber [Neoprene-Type A]. With color coded layline
<b>TEMPERATURE RANGE</b>	-40 °C to +121 °C
<b>COUPLING</b>	GS (Thru-6to -20) & GSM (Thru -24 & -32)

### SPECIFICATIONS

Description	Product No.	Ø		P		I		B		R	
		Inch	mm	Inch	psi	bar	psi	bar	Inch	mm	
6 EFG6K	46511396	3/8	20.2	0.80	6,000	420	24,000	1680	2.5	63.5	
8 EFG6K	46511371	1 / 2	24.1	0.95	6,000	420	24,000	1680	3.5	88.9	
10 EFG6K	46511672	5/8	27.6	1.00	6,000	420	24,000	1680	4.0	101.6	
12 EFG6K	46514909	3/4	31.4	1.24	6,000	420	24,000	1680	4.75	120.7	
16 EFG6K	46514910	1	38.7	1.53	6,000	420	24,000	1680	6.0	152.4	
20 EFG6K	46511290	1-1/4	50.0	1.97	6,000	420	24,000	1680	8.2	208.2	
24 EFG6K	46511531	1-1/2	57.4	2.26	6,000	420	24,000	1680	10.0	254.0	
32 EFG6K	46511759	2	71.1	2.80	6,000	420	24,000	1680	25.0	635.0	

## EFG5K MEGASYS SPIRAL WIRE HOSE-SAE 100R13

MEETS FLAME RESISTANCE ACCEPTANCE DESIGNATION "MSHA 2G"  
\*ALSO AVAILABLE IN XTRATUFF® AND MEGATUFF® COVERS

**RECOMMENDED FOR** Extremely high hydraulic applications EFG5K is designed to meet all requirements of SAE100 R13 specifications and performance requirements of EN 856 4SH (-16 and -20) and EN 856 R13 and ISO 3862 Type R13 (-12, -16, -20, -24, -32). Compatible with biodegradable hydraulic based fluids like polyolester, polyglycol and vegetable oil as well as standard petroleum based fluids. Superior impulse performance: tested to 1,000,000 impulse cycles



<b>TUBE</b>	Black, oil resistant synthetic rubber [Nitrile-Type C].
<b>REINFORCEMENT</b>	Four [Six for (-20, -24, -32)] alternating layers of spiraled, high tensile steel wire.
<b>COVER</b>	Black, oil resistant, synthetic rubber [Neoprene-Type A]. With color coded layline
<b>TEMPERATURE RANGE</b>	-40 °C to +121 °C
<b>COUPLING</b>	GS (Thru-6to-20) & GSM (Thru -24 & -32)

### SPECIFICATIONS

Description	Product No.	Ø		P		I		B		R	
		Inch	mm	Inch	psi	bar	psi	bar	Inch	mm	
6 EFG5K	46511424	3/8	20.2	0.80	5,000	350	20,000	1400	2.5	63.5	
8 EFG5K	46511679	1 / 2	24.1	0.95	5,000	350	20,000	1400	3.5	88.9	
10 EFG5K	46511675	5/8	27.6	1.09	5,000	350	20,000	1400	4.0	101.6	
12 EFG5K	46514903	3/4	31.4	1.24	5,000	350	20,000	1400	4.75	120.7	
16 EFG5K	46514904	1	38.7	1.53	5,000	350	20,000	1400	6.0	152.4	
20 EFG5K	46511393	1-1/4	50.0	1.97	5,000	350	20,000	1400	8.2	208.2	
24 EFG5K	46512208	1-1/2	57.4	2.26	5,000	350	20,000	1400	10.0	254.0	
32 EFG5K	46511456	2	71.1	2.80	5,000	350	20,000	1400	25.0	635.0	

# HYDRAULIC HOSES

## EFG4K MEGASYS SPIRAL WIRE HOSE-SAE 100R12

MEETS FLAME RESISTANCE ACCEPTANCE DESIGNATION "MSHA 2G"  
 \*ALSO AVAILABLE IN XTF & MEGATUFF COVERS

**RECOMMENDED FOR** Extremely high pressure high-impulse applications. Exceeds all performance requirements of ISO 18752 Grade D, ISO 3862 type R12, SAE 100 R12 and EN856 R12. Compatible with biodegradable hydraulic fluids like polyolester, polyglycol and vegetable oil as well as standard petroleum based fluids, Superior impulse performance: tested to 1,000,000 impulse cycles.



<b>TUBE</b>	Black, oil resistant synthetic rubber [Nitrile-Type C].
<b>REINFORCEMENT</b>	Four alternating layers of spiraled, high tensile steel wire.
<b>COVER</b>	Black, oil resistant, synthetic rubber [Neoprene-Type A]. With color coded layline
<b>TEMPERATURE RANGE</b>	-40 °C to + 121 °C
<b>COUPLING</b>	GS

### SPECIFICATIONS

Description	Product No.									
		Inch	mm	Inch	psi	bar	psi	bar	Inch	mm
6 EFG4K	46511338	3/8	20.3	0.80	4,000	280	16,000	1120	2.5	63.5
8 EFG4K	46511339	1 / 2	23.87	0.94	4,000	280	16,000	1120	3.5	88.9
10 EFG4K	46511367	5/8	27.6	1.09	4,000	280	16,000	1120	4.0	101.9
12 EFG4K	46514901	3/4	30.7	1.21	4,000	280	16,000	1120	4.75	120.7
16 EFG4K	46514902	1	38.1	1.50	4,000	280	16,000	1120	6.0	152.4
20 EFG4K	46511284	1-1/4	47.0	1.85	4,000	280	16,000	1120	8.2	208.2
48 EFG4K	46511818	3	98.0	3.86	4,000	280	16,000	1120	35.0	889.0

## GLOBAL M5K MEGA5000™ HOSE

**RECOMMENDED FOR** High-pressure hydraulic applications. Provides tighter than standard minimum bend radius and greater flexibility for easier plumbing Exceeds ISO 18752 Grade B.



<b>TUBE</b>	Black, oil resistant, synthetic rubber (Nitrile - Type C). See Hose Stock Characteristics.
<b>REINFORCEMENT</b>	Two braids of high-tensile steel wire.
<b>COVER</b>	Black, oil, abrasion and weather resistant, synthetic rubber (Modified Nitrile - Type C2), with color coded layline. Also available with unique abrasion resistant MegaTuff® and XtraTuff™ cover. Temperature Range: -40 °C to +100 °C Coupling: G (MegaCrimp)
<b>TEMPERATURE RANGE</b>	-40 °C to +100 °C
<b>COUPLING</b>	G (MegaCrimp), PCK (-6 & -8)

### SPECIFICATIONS

Description	Product No.									
		Inch	mm	Inch	psi	bar	psi	bar	Inch	mm
4M5K	46571100	1/4	14.0	0.55	5,000	350	20,000	1400	2.0	50.8
5M5K	46578006	5/16	15.5	0.61	5,000	350	20,000	1400	2.2	55.9
6M5K	46572695	3/8	17.7	0.70	5,000	350	20,000	1400	2.5	63.5

# HYDRAULIC HOSES



## GLOBAL M5K MEGA5000™ HOSE-XTRATUFF™ COVER

MEETS FLAME RESISTANCE ACCEPTANCE DESIGNATION "MSHA 2G"  
 \*ALSO AVAILABLE IN MEGATUFF® COVERS



<b>RECOMMENDED FOR</b>	High-pressure hydraulic applications. Provides tighter than standard minimum bend radius and greater flexibility for easier plumbing. Exceeds ISO 18752 Grade B.
<b>TUBE</b>	Black, oil resistant, synthetic rubber (Nitrile - Type C)
<b>REINFORCEMENT</b>	Two braids of high-tensile steel wire.
<b>COVER</b>	Black, oil, abrasion and weather resistant, synthetic rubber (Modified Nitrile-Type C2), with color coded layline. Also available in Standard or MegaTuff® cover.
<b>TEMPERATURE RANGE</b>	-40 °C to +100 °C
<b>COUPLING</b>	G (MegaCrimp®)

### SPECIFICATIONS

Description	Product No.									
		Inch	mm	Inch	psi	bar	psi	bar	Inch	mm
4M5KXTF	46578007	1/4	14.0	0.55	5,000	350	20,000	1400	2.0	50.8
5M5KXTF	46578008	5/16	15.5	0.61	5,000	350	20,000	1400	2.2	55.9
6M5KXTF	46578009	3/8	17.7	0.70	5,000	350	20,000	1400	2.5	63.5

## MEGASYS WIRE BRAID HOSE-M4K

EXCEEDS SAE 100R19, ISO 11237  
 R19 AND ISO18752 GRADE B R19 FLAME RESISTANT MSHA-2G




<b>RECOMMENDED FOR</b>	M4K is designed to meet all requirement of SAE 100R1 (-4) and SAE100R2 (-6, -8, 10) and SAE 100R12 (-12). Compatible with biodegradable hydraulic based fluids. Superior impulse performance: tested to 6,00,000 impulse cycles
<b>TUBE</b>	Black, oil resistant, synthetic rubber (Nitrile - Type C).
<b>REINFORCEMENT</b>	Two braids of high-tensile steel wire.
<b>COVER</b>	Black, synthetic rubber (Modified Nitrile - Type C2 ), resists abrasion, oil, weather, ozone
<b>TEMPERATURE RANGE</b>	-40 °C to + 100 °C
<b>COUPLING</b>	G (MegaCrimp®), GB (-4 to -12), PCK (-4 to -8)

### SPECIFICATIONS

Description	Product No.									
		Inch	mm	Inch	psi	bar	psi	bar	Inch	mm
4M4K	46574776	1/4	14.0	0.55	4,000	280	16,000	1120	1.5	38.1
6M4K	46574777	3/8	17.7	0.70	4,000	280	16,000	1120	2.0	50.8
8M4K	46574793	1/ 2	20.8	0.82	4,000	280	16,000	1120	2.8	71.1
10M4K	46575056	5/8	25.1	0.99	4,000	280	16,000	1120	3.0	76.2
12M4K	46575060	3/4	29.7	1.17	4,000	280	16,000	1120	3.8	96.5

# HYDRAULIC HOSES



## MEGASYS WIRE BRAID HOSE-M4K XTRA TUFF™

EXCEEDS SAE 100R19, ISO 11237 R19 AND ISO 18752 GRADE B R19 FLAME RESISTANT MSHA-2G-11 C

<b>RECOMMENDED FOR</b>	High-pressure hydraulic applications. Provides tighter than standard minimum bend radius and greater flexibility for easier plumbing.
<b>TUBE</b>	Black, oil resistant, synthetic rubber (Nitrile - Type C).
<b>REINFORCEMENT</b>	Two braids of high-tensile steel wire.
<b>COVER</b>	Black, oil, abrasion and weather resistant, synthetic rubber (Modified Nitrile - Type C2), with color coded layline. Also available in Standard or MegaTuff® cover.
<b>TEMPERATURE RANGE</b>	-40 °C to + 100 °C
<b>COUPLING</b>	G (MegaCrimp®)



### SPECIFICATIONS

Description	Product No.									
		Inch	mm	Inch	psi	bar	psi	bar	Inch	mm
4M4K XTF	46574776	1/4	14.0	0.55	4,000	280	16,000	1120	1.5	38.1
6M4K XTF	46574777	3/8	17.7	0.70	4,000	280	16,000	1120	2.0	50.8
8M4K XTF	46574793	1 / 2	20.8	0.82	4,000	280	16,000	1120	2.8	71.1
10M4K XTF	46575056	5/8	25.1	0.99	4,000	280	16,000	1120	3.0	76.2
12M4K XTF	46575059	3/4	29.7	1.17	4,000	280	16,000	1120	3.8	96.5

## MEGASYS WIRE BRAID HOSE-M3K

MEETS FLAME RESISTANCE ACCEPTANCE DESIGNATION "MSHA 2G", AND 15011237 R17

<b>RECOMMENDED FOR</b>	High-pressure hydraulic oil lines. Exceeds ISO 18752 Grade B, SAE 100R17 and ISO 11237 R17 working pressure, minimum bend radius requirements and performance requirements of EN 857 1SC. M3K hose has smaller exterior dimensions and significantly tighter bend radius than other SAE 100R1 and SAE 100R2 hose.
<b>TUBE</b>	Black, oil resistant, synthetic rubber (Nitrile).
<b>REINFORCEMENT</b>	Braided, high-tensile steel wire; -4, -6, -8 have one braid, -10, -12, -16 have two braids
<b>COVER</b>	Black, oil, abrasion and weather & ozone resistant, synthetic rubber (Modified Nitrile Type C2)
<b>TEMPERATURE RANGE</b>	-40 °C to + 100 °C
<b>COUPLING</b>	G (MegaCrimp®), GB (-4 to -16)



### SPECIFICATIONS

Description	Product No.									
		Inch	mm	Inch	psi	bar	psi	bar	Inch	mm
4M3K	46574778	1/4	12.2	0.48	3,250	225	13,000	900	1.5	38.1
6M3K	46574779	3/8	16.0	0.63	3,250	225	13,000	900	2.0	50.8
8M3K	46574780	1/2	20.3	0.99	3,250	225	13,000	900	2.8	71.1
10M3K	46574782	5/8	25.1	1.00	3,250	225	13,000	900	3.0	76.2
12M3K	46574781	3/4	29.2	1.15	3,250	225	13,000	900	3.8	96.5
16M3K	46575061	1	37.6	1.48	3,250	225	13,000	900	4.5	114.3



# HYDRAULIC HOSES



## 4XH SPIRAL WIRE HOSE-EN856 4SH ISO 3862 EXTREMELY HIGH PRESSURE

MEETS FLAME RESISTANCE ACCEPTANCE DESIGNATION "MSHA IC-4/17"

**RECOMMENDED FOR** Extremely high hydraulic applications. Most flexible EN 856 4SH Hose in industry Compatible with biodegradable hydraulic fluids like synthetic ester, polyglycol and vegetable oil as well as standard petroleum based fluids, superior impulse performance : tested to 1,000,000 impulse cycles



<b>TUBE</b>	Black, oil resistant synthetic rubber [Nitrile- Type C].
<b>REINFORCEMENT</b>	Four alternating layers of spiraled, high tensile steel wire.
<b>COVER</b>	Black, oil resistant, synthetic rubber [Neoprene -Type A].
<b>TEMPERATURE RANGE</b>	-40 °C to + 100 °C
<b>COUPLING</b>	GS & GSP (-24 with 24 GSP1 F-4 Ferrule)

### SPECIFICATIONS

Description	Product No.									
		Inch	mm	Inch	psi	bar	psi	bar	Inch	mm
10 4XH	46511685	5/8	28.05	1.10	6,530	450	26,120	1800	4.0	102
12 4XH	46514907	3/4	31.5	1.24	6,100	420	24,400	1680	8.3	211
16 4XH	46514908	1	37.7	1.49	5,600	386	22,400	1544	8.7	221
20 4XH	46511775	1-1/4	45.2	1.78	5,000	350	20,300	1400	16.5	420
24 4XH	46510831	1-1/2	53.3	2.1	4,351	299	17,404	1199	22.0	559

## 4XH-XTF SERIES SPIRAL WIRE HOSE

MEETS FLAME RESISTANCE ACCEPTANCE DESIGNATION "MSHA IC-4/17"

**RECOMMENDED FOR** Extremely high pressure and high impulse hydraulic applications, Superior impulse performance: 4XH hose is compatible with biodegradable hydraulic fluids like synthetic esters, polyglycols and vegetable oils as well as petroleum-based fluids.



<b>TUBE</b>	Black, oil resistant synthetic rubber [Nitrile- Type CJ].
<b>REINFORCEMENT</b>	Four alternating layers of spiraled, high tensile steel.
<b>COVER</b>	Black, oil resistant, & weather resistant Xtratuff synthetic rubber [Modified Nitrile-Type C2].
<b>TEMPERATURE RANGE</b>	-40 °C to + 100 °C
<b>COUPLING</b>	GS

### SPECIFICATIONS

Description	Product No.									
		Inch	mm	Inch	psi	bar	psi	bar	Inch	mm
12 4XH XTF	46510838	3/4	31.5	1.24	6,091	420	24,366	1680	8.3	210.8
16 4XH XTF	46510839	1	37.7	1.49	5,598	386	22,394	1544	8.7	221.0
20 4XH XTF	46510840	1-1/4	45.2	1.78	5,004	345	20,305	1400	16.5	419.1

# HYDRAULIC HOSES

## 4XP SPIRAL WIRE HOSE - EN 856 4SP ISO 3862






MEETS FLAME RESISTANCE ACCEPTANCE DESIGNATION " MSHA IC-4/17"

**RECOMMENDED FOR** Extremely high impulse hydraulic applications. Most flexible EN 856 4SP hose in industry. Superior impulse performance : tested to 1,000,000 impulse cycles at bend radius lower than EN 856 standard. Compatible with biodegradable hydraulic fluids like synthetic ester, polyglycol and vegetable oil as well as standard petroleum based fluids



<b>TUBE</b>	Black, oil resistant synthetic rubber [Nitrile].
<b>REINFORCEMENT</b>	Four alternating layers of spiraled, high tensile steel wire.
<b>COVER</b>	Black, oil resistant, synthetic rubber [Nitrile]
<b>TEMPERATURE RANGE</b>	-40 °C to + 100 °C
<b>COUPLING</b>	GS

### SPECIFICATIONS

Description	Product No.				psi	bar		psi	bar	
		Inch	mm	Inch						
8 4XP	465110033	1/2	24.3	1.0	6,150	425	24,600	1700	4.7	119.4
10 4XP	465110034	5/8	27.7	1.09	5,800	400	23,200	1600	5.5	139.7
12 4XP	46514905	3/4	31.5	1.24	5,500	380	23,925	1650	6.7	170.2
16 4XP	46514906	1	39.0	1.54	4,650	320	20,300	1400	13.4	340.4
20 4XP	46511682	1-1/4	49.8	1.96	3,050	210	18,120	1250	18.1	459.7

## 4XP-XTF SERIES SPIRAL WIRE HOSE






MEETS FLAME RESISTANCE ACCEPTANCE DESIGNATION " MSHA IC-4/17"

**RECOMMENDED FOR** Extremely high pressure and high impulse hydraulic applications, Superior impulse performance: 4XP hose is compatible with biodegradable hydraulic fluids like synthetic esters, polyglycols and vegetable oils as well as petroleum-based fluids.



<b>TUBE</b>	Black, oil resistant, synthetic rubber (Nitrile-Type C).
<b>REINFORCEMENT</b>	Four alternating layer of spiraled high-tensile steel.
<b>COVER</b>	Black, oil, abrasion and weather resistant Xtratuff synthetic rubber (Modified Nitrile-Type C2)
<b>TEMPERATURE RANGE</b>	-40 °C to + 100 °C
<b>COUPLING</b>	GS

### SPECIFICATIONS

Description	Product No.				psi	bar		psi	bar	
		Inch	mm	Inch						
8 4XP XTF	46514832	1/2	24.3	1.0	6,164	425	24,656	1700	4.7	119.4
10 4XP XTF	46510833	5/8	27.7	1.09	5,801	400	23,206	1600	5.5	139.7
12 4XP XTF	46510834	3/4	31.5	1.24	5,511	380	23,931	1650	6.7	170.18
16 4XP XTF	46510835	1	39.0	1.54	4,641	320	20,305	1400	13.4	340.36
20 4XP XTF	46510936	1-1/4	49.8	1.96	3,046	210	18120	1250	18.1	459.74

# HYDRAULIC HOSES



## CPS COAL POWER -4 AND 6 SPIRAL HOSE

MEETS FLAME RESISTANCE ACCEPTANCE DESIGNATION " MSHA 2G

**RECOMMENDED FOR** High pressure lines in longwall mining equipment and roof support systems l based or water emulsion fluids. Compatible with biodegradable hydraulic fluids like polyglycol and vegetable oil as well



**TUBE** Black, oil resistant, synthetic rubber (Nitrile -Type C).

**REINFORCEMENT** Four alternating layer of spiraled, high-tensile steel wire over a layer of fabric on -12, and -16 sizes -six layers of alternated, spiraled, high-tensile steel wire over a layer of fabric on -20, -24 and -32 sizes.

**COVER** Black, oil, abrasion and weather resistant synthetic rubber (neoprene). With color coded layline.

**TEMPERATURE RANGE** -40 °C to + 121 °C

**COUPLING** GS (Thru -12 to -20) & GSM (Thru -24 &-32)

**SPECIFICATIONS**

Description	Product No.									
		Inch	mm	Inch	psi	bar	psi	bar	Inch	mm
12 EF CPS	46510400	3/4	31.4	1.2	6,000	415	24,000	1655	4.8	120.7
16 EF CPS	46510401	1	38.7	1.5	6,000	415	24,000	1655	6.0	152.4
20 EF CPS	46510402	1-1/4	50.0	2.0	6,000	415	24,000	1655	8.3	209.6
24 EF CPS	46510415	1-1/2	57.3	2.3	6,000	350	20,000	1400	10.0	254.0
32 EF CPS	46510416	2	71.1	2.8	6,000	350	20,000	1400	25.0	635.0

## BHL X-TRA HOSE HIGH PRESSURE

MEETS FLAME RESISTANCE ACCEPTANCE DESIGNATION " MSHA 2G

**RECOMMENDED FOR** Hose for high impulse and tight bend radius application. Mainly used for backhoe loader, other construction and earth moving application



**TUBE** Nitrile Black

**REINFORCEMENT:** 2 braids of high tensile steel wire

**COVER** Specially modified synthetic rubber

**TEMPERATURE RANGE** -40 °C to + 100 °C

**COUPLING** PCK

**SPECIFICATIONS**

Description	Product No.									
		Inch	mm	Inch	psi	bar	psi	bar	Inch	mm
4 BHL	46578743	1/4	15.1	0.6	5075	350	20,300	1400	2.0	50.8
6 BHL	46578744	3/8	17.7	0.7	4785	330	19,140	1320	2.3	60.0
8 BHL	46578745	1 / 2	20.6	0.8	3987	275	15,950	1100	3.0	75.0
10 BHL	46578746	5/8	24.6	1.0	3987	275	15,950	1100	3.5	90.0





DRIVEN BY POSSIBILITY™

# GATES® MEGASYSTM MXG™ 4K HYDRAULIC HOSE

## MXG™ 4K. HIGH-PRESSURE PERFORMANCE REDEFINED.

Built with our proprietary wire-raid process technology, MegaSys™ MXG™ 4K hose is lightweight, highly flexible, and qualified to ONE MILLION impulse cycles — it's a drop-in replacement for conventional spiral hoses.

Where others see a hose, we see a solution that can benefit our customers. Using materials science advancements, design expertise and processing technologies, we engineered a new class of hydraulic hose that exceeds the pressure and performance of wire spiral constructions, but with the lower weight and flexibility driven by Gates wire-braid technology. The XtraTuff™ Plus abrasion-resistant cover on MXG™ 4K hose offers improved ozone resistance, withstands operating temperatures up to 250°F, and delivers exceptional durability to power your most demanding fluid power applications.

## FEATURES + BENEFITS

- Proprietary application of materials science and processing technology
- Exceeds performance criteria of ISO 18752 280DC, SAE 100R12, EN856 R12, and ISO 3862 R12; size -16 also rated for EN856 4SP
- For inventory consolidation, also exceeds SAE 100R19
- 1,000,000 cycle impulse life exceeds industry standards (2X spiral and 5X wire braid standards) with GS couplings
- Impulse tested to the same parameters as Gates EFG4K spiral hose (pressure, temperature and bend radius)
- Compact construction with excellent flexibility and lower force-to-bend for faster and more ergonomic installation (force-to-bend is 40% better and OD is 8% smaller)
- 30% lighter weight for easier handling and installation
- Gates XtraTuff™ Plus cover comes standard on MXG, providing abrasion and ozone resistance
- Utilizes Gates GS GlobalSpiral™ couplings; compatible with Gates Crimpers

## MATERIALS + SPECIFICATIONS

<b>STANDARD</b>	Exceeds all criteria of ISO 18752 280DC and SA 100R19. Exceeds performance criteria of SAE 100R12, EN 856 R12, ISO 3862 R12. (Size -16 exceeds EN 856 4SP performance requirements.)
<b>CONSTRUCTION</b>	Black, oil resistant, synthetic rubber tube. Two layers of braided, high-tensile steel wire reinforcements.
<b>COVER</b>	Black, XtraTuff™ Plus abrasion and ozone resistant, synthetic rubber. Smooth cover. Meets MSHA flame resistance.
<b>TEMPERATURE RANGE</b>	-40°F to +250°F (-40°C to +121°C)

## SPECIFICATIONS

HOSE SIZE	DN	ID (INCH)	OD (INCH)	OD (MM)	WP (PSI)	WP (MPa)	BURST (PSI)	BURST (MPa)	MBR (INCH)	MBR (MM)	WEIGHT (LBS/FT)	WEIGHT (KG/100M)	COUPLING
6MXG	10	3/8	.70	17.7	4,060	28.0	16,240	112	2.5	65	0.26	38.2	GS
8MXG	12	1/2	.82	20.7	4,060	28.0	16,240	112	3.5	90	0.35	51.9	GS
10MXG	16	5/8	.99	25.2	4,060	28.0	16,240	112	3.9	100	0.47	69.3	GS
12MXG	19	3/4	1.14	28.9	4,060	28.0	16,240	112	4.7	120	0.64	94.7	GS
16MXG	25	1	1.50	38.0	4,060	28.0	16,240	112	5.9	150	1.05	156.9	GS







# MXT™ HOSE

MEGASys®

## MXT™. LIGHTER. MORE FLEXIBLE. COMPACT. UNIVERSALLY APPLICABLE.

MXT™ was designed to address our customers' evolving application challenges. Using materials science and process innovation, combined with a patent-pending construction, Gates now offers a new hydraulic solution that is lighter, stronger, and more flexible. Made with strong, high-performance

reinforcement and high quality, abrasion-resistant rubber, MXT™ is a universally applicable premium product offering performance above industry standards. Its diversified application allows you to consolidate inventory while giving you exactly the hose you need, when you need it.

### FEATURES + BENEFITS

- Patent-pending in the U.S.
- Proprietary application of materials science and processing technology
- More flexible with up to 40% lower force-to-bend for faster and more ergonomic installation
- Up to 30% lighter weight for easier handling
- Tested to 3X impulse criteria (600,000 cycles)
- Consolidate inventory with a universal, multi-use hose
- Compatible with MegaCrimp™ Couplings and Gates® Crimpers

### MATERIALS + SPECIFICATIONS

<b>STANDARD</b>	Meets SAE 100R16 and 100R17* dimension and performance. Meets SAE 100R2 and SAE100R19* performance. Meets EN 853 2SN and EN 857 2SC performance. *Applies only to sizes up to and including -12 for SAE 100R17 and -8 for SAE 100R19.								
<b>CONSTRUCTION</b>	Black, oil resistant, synthetic rubber tube. Braided, high-tensile steel wire reinforcements.								
<b>COVER</b>	Black, abrasion resistant, synthetic rubber. Meets MSHA flame resistance,								
<b>TEMPERATURE RANGE</b>	-40 °F to +212 °F (-40 °C to +100 °C)								

	Inch	mm	Inch	psi	bar	psi	bar	Inch	mm
4MXT	1/4	14.5	0.570	5800	400	23200	1600	1.5	38
5MXT	5/16	15.3	0.606	5500	379	22000	1516	2.0	51
6MXT	3/8	17.1	0.675	4800	330	19200	1323	2.5	64
8MXT	1/2	20.2	0.795	4000	275	16000	1103	2.75	74
10MXT	5/8	24	0.945	3625	250	14500	1000	3.0	76
12MXT	3/4	27.4	1.08	3125	215	12500	861	4.75	121
16MXT	1	35.1	1.38	2400	165	9600	661	6.0	152



# HYDRAULIC HOSES

## G2 2-WIRE BRAID HOSE - SAE 100R2

MEETS FLAME RESISTANCE ACCEPTANCE DESIGNATION " MSHA 2G"

<b>RECOMMENDED FOR</b>	High pressure oil lines. Meets or exceeds the requirements of SAE 100R2AT. Sand performance requirements of EN 853 2SN.
<b>TUBE</b>	Black, oil resistant, synthetic rubber (Nitrile -Type C).
<b>REINFORCEMENT</b>	Two braids of high tensile steel wire
<b>COVER</b>	Black, oil, and abrasion resistant thin synthetic rubber [Modified Nitrile -Type C2]
<b>TEMPERATURE RANGE</b>	-40°C to + 100°C
<b>COUPLING</b>	G thru (-4 to -20), GSP thru (-24 & -32), GB (-4, -6, -8, -10, -12, -16) & PCK (-4 to -16)



### SPECIFICATIONS

Description	Product No.									
		Inch	mm	Inch	psi	bar	psi	bar	Inch	mm
3 G2	46578950	3/16	13.2	0.52	6,025	414	24,100	1655	3.5	88.9
4 G2	46574852	1/4	14.7	0.59	5,800	400	23,200	1600	4.0	101.6
5 G2	46572954	5/16	16.5	0.6	5,100	352	20,400	1408	2.3	57.15
6 G2	46574830	3/8	18.5	0.74	4,800	331	19,200	1324	5.0	127.0
8 G2	46574831	1/2	21.8	0.86	4,000	276	16,000	1104	7.0	177.8
10 G2	46574832	5/8	24.9	0.99	3,625	214	14,500	1000	8.0	203.2
12 G2	46574833	3/4	28.7	1.15	3,100	166	12,400	856	9.5	241.3
16 G2	46574834	1	37.5	1.48	2,400	126	9,600	664	12.5	304.8
20 G2	46574900	1-1/4	47.5	1.86	1,825	90	7,300	504	16.5	419.1
24 G2	46574894	1-1/2	54.6	2.11	1,300	81	5,200	360	20.5	508.0
32 G2	46574895	2	65.0	2.62	1,175	-	4,700	324	25.0	635.0
48 G2	46547727	3	96.5	3.8	625	43	2,500	172	33.0	838.0
40 G2	46547970	2 1/2	82.3	3.2	1000	69	4,000	280	30.0	762.0

## CR2

EN 853 2SN

<b>RECOMMENDED FOR</b>	Medium pressure hydraulics with low flexure/non-severe applications
<b>TUBE</b>	NBR (Nitrile) based.
<b>REINFORCEMENT</b>	Two braids of high-tensile steel wire.
<b>COVER</b>	Black, oil and abrasion resistant synthetic rubber. MSHA approved
<b>TEMPERATURE RANGE</b>	-40°C to + 100°C
<b>COUPLING</b>	PCK



### SPECIFICATIONS

Description	Product No.									
		Inch	mm	Inch	psi	bar	psi	bar	Inch	mm
4 CR2	46579497	1/4	14.5	0.57	5800	399.8	23,200	1600	3.93	100
6 CR2	46579415	3/8	18.5	0.72	4800	330.9	19,200	1324	5.11	130
8 CR2	46579416	1/2	21.6	0.85	4000	275.7	16,000	1103	7.08	180
10 CR2	46579417	5/8	24.9	0.98	3625	249.93	14,500	1000	7.87	200
12 CR2	46579577	3/4	29.0	1.14	3125	215.46	12,500	862	9.44	240
16 CR2	46579579	1	37.1	1.46	2400	165.47	9,600	662	11.81	300

# HYDRAULIC HOSES

## G2H HIGH TEMP, HIGH PRESSURE

**RECOMMENDED FOR** High pressure hydraulic oil lines. Meets or exceeds the requirements of SAE 100R2AT and performance requirements of EN 853 2SN.

**TUBE** Black, oil resistant, synthetic rubber (Nitrile -Type C).

**REINFORCEMENT** Two braids of high tensile steel wire.

**COVER** Black, oil resistant synthetic rubber (Hypalon +Type M).

**TEMPERATURE RANGE** -40 °C to + 135 °C

**COUPLING** GSP for -24 & -32



### SPECIFICATIONS

Description	Product No.	Ø		P		Burst		Flex		
		Inch	mm	Inch	psi	bar	psi	bar	Inch	mm
24 G2H	46574842	1-1/2	54.6	2.11	1,300	90	5,200	358	20.0	508.0
32 G2H	46574843	2	67.3	2.63	1,175	81	4,700	324	25.0	635.0

## G2XH - WIRE BRAID EXTREME HEAT HOSE-SAE100R2

MEETS FLAME RESISTANCE ACCEPTANCE DESIGNATION " MSHA 2G"

**RECOMMENDED FOR** High pressure hydraulic applications where pressure or temperature requirements exceed SAE 100R2AT Type S and EN 853 2SN or where resistance to either petroleum-base or phosphate ester fluids is required. Meets SAE J1942 requirements.

**TUBE** Black, oil chemical resistant, synthetic rubber (CPE).

**REINFORCEMENT** Two braid of high tensile steel wire.

**COVER** Blue, oil and abrasion resistant synthetic rubber Hypalon® flame resistance, U.S. MSHA2G

**TEMPERATURE RANGE** -40 °C to + 149 °C

**COUPLING** MegaCrimp for - 20 & GSP (-24 & -32)



### SPECIFICATIONS

Description	Product No.	Ø		P		Burst		Flex		
		Inch	mm	Inch	psi	bar	psi	bar	Inch	mm
20G2XHCTN	46574787	1-1/4	47.5	1.86	2250	155	9,000	628	16.5	419
24G2XHCTN	46574788	1-1/2	55.9	2.5	1800	124	7,200	364	20.0	508
32G2XHCTN	46574789	2	66.0	2.65	1500	103	6,000	329	25.0	635

## J2AT 2 - WIRE BRAID JACK HOSE

MEETS FLAME RESISTANCE ACCEPTANCE DESIGNATION " MSHA 2G" MEETS IJ 100 JACK HOSE SPEC.

**RECOMMENDED FOR** Hydraulic jack applications. Meets Material Handling Institute specification IJ 100 for hydraulic hose and assemblies used with jacking systems.

**TUBE** Black, oil resistant, synthetic rubber (Nitrile - Type C).

**REINFORCEMENT** Two braid of high tensile steel wire.

**COVER** Black, oil and abrasion resistant synthetic rubber (Modified Nitrile - Type C2).

**TEMPERATURE RANGE** -40 °C to + 49 °C

**COUPLING** G (MegaCrimp®)



### SPECIFICATIONS

Description	Product No.	Ø		P		Burst		Flex		
		Inch	mm	Inch	psi	bar	psi	bar	Inch	mm
4 J2AT	46578737	0.59	14.7	0.6	10,000	690	20,000	1380	2.0	50.8
6 J2AT	46578751	0.74	18.8	0.7	10,000	690	20,000	1380	2.5	63.5

# HYDRAULIC HOSES

## MINING HOSE

MEETS BCS 174: 1992 PERFORMANCE  
 MEETS FLAME RESISTANCE ACCEPTANCE DESIGNATION " MSHA 2G"

<b>RECOMMENDED FOR</b>	High pressure hydraulic lines in longwall mining equipment and roof support system: petroleum based or water emulsion fluids
<b>TUBE</b>	Black, oil resistant, synthetic rubber (Nitrile).
<b>REINFORCEMENT</b>	Two braid of high tensile steel wire.
<b>COVER</b>	Black, oil resistant abrasion resistant synthetic rubber (Modified Nitrile).
<b>TEMPERATURE RANGE</b>	-40 °C to + 100 °C
<b>COUPLING</b>	Mining coupling as per BCS 174 Standard



### SPECIFICATIONS

Description	Product No.	Ø		P		Burst		Flex		
		Inch	mm	psi	bar	psi	bar	Inch	mm	
DN 6	46547961	1/4	17.0	0.7	6,525	450	26,100	1,800	4.0	101.6
DN 10	46547962	3/8	21.3	0.8	5,500	380	22,000	1,520	5.1	129.5
DN 12	46547963	1/2	26.5	1.0	5,250	362	21,000	1,448	6.0	152.4
DN 20	46547964	3/4	33.6	1.3	4,000	276	16,000	1,104	9.1	231.4
DN 25	46547965	1	40.7	1.6	3,125	215	12,500	861	12.0	304.8
DN 32	46547967	1-1/4	47.2	1.9	2,500	172	10,000	689	15.1	383.5
DN 40	46547966	1-1/2	54.0	2.1	2,118	146	8,472	584	18.0	457.2

## MEGA TECH® II - SAE 100R2 TYPE AT-ACP

**RECOMMENDED FOR** Multi-purpose high-pressure, high temperature, air compressor lines, petroleum base or phosphate ester hydraulic fluid supply lines. Meets the requirements of SAE J1405 performance specifications for high temperature transmissions and lubricating oil systems using petroleum base oils. Meets or exceeds the requirements of SAE 100R2 Type S.

<b>TUBE</b>	Black, oil resistant, synthetic rubber (CPE-Type J).
<b>REINFORCEMENT</b>	Two braid of high-tensile steel wire.
<b>COVER</b>	Blue, oil resistant abrasion resistant polyester braid.
<b>TEMPERATURE RANGE</b>	-40 °C to + 149 °C
<b>COUPLING</b>	G (MegaCrimp) for -20, GSP for -24 & -32



### SPECIFICATIONS

Description	Product No.	Ø		P		Burst		Flex		
		Inch	mm	psi	bar	psi	bar	Inch	mm	
20ACP MEGATECHIIIXCNT	46578018	1-1/4	48.0	1.89	2250	155	9,000	621	15.0	381.0
24ACP MEGATECHIIIXCNT	46572484	1-1/2	54.1	2.13	1500	103	6,000	414	20.0	508.0
32ACP MEGATECHIIIXCNT	46572485	2	66.3	2.61	1300	90	5,200	359	25.0	635.0



# HYDRAULIC HOSES



## G1 1-WIRE BRAID HOSE - SAE 100R1 TYPE

**RECOMMENDED FOR** Medium pressure hydraulic lines. Meets or exceeds the requirements of SAE 100R1 Type AT and performance requirements of DIN20022 1SN/EN 8531 SN. Provides tighter than standard minimum bend radius and greater flexibility for easier plumbing

<b>TUBE</b>	Black, oil resistant, synthetic rubber (Nitrile-Type C).
<b>REINFORCEMENT</b>	One braid of high-tensile steel wire.
<b>COVER</b>	Black, oil, and abrasion resistant synthetic rubber (Modified Nitrile-Type C2)
<b>TEMPERATURE RANGE</b>	-40 °C to + 100 °C
<b>COUPLING</b>	G (thru -4 to -20) ,GSP (thru -24 &-32), GS (-4, 6, -8, -10, -12, -16) & PCK (-4 to -16)



### SPECIFICATIONS

Description	Product No.									
		Inch	mm	Inch	psi	bar	psi	bar	Inch	mm
3 G1	46578749	3/16	11.9	0.47	3,625	250	14,500	1000	3.0	76.2
4 G1	46574846	1/4	13.5	0.53	3,275	226	13,100	904	4.0	101.6
5 G1	46574828	5/16	15.2	0.6	3,125	216	12,500	864	4.5	114.3
6 G1	46572980	3/8	17.2	0.68	2,600	180	10,400	720	5.0	127.0
8 G1	46574825	1/2	20.3	0.8	2,325	160	9,300	640	7.0	177.8
10 G1	46574826	5/8	23.5	0.93	1,900	131	7,600	524	8.0	203.2
12 G1	46574827	3/4	27.5	1.09	1,525	105	6,100	420	9.0	228.6
16 G1	46574829	1	35.5	1.4	1,300	88	5,200	352	12.0	304.8
20 G1	46574897	1-1/4	43.4	1.71	925	64	3,700	256	16.0	406.4
24 G1	46572498	1-1/2	49.8	1.96	725	50	2,900	200	20.0	508.0
32 G1	46574896	2	64.0	2.51	600	41	2,400	165	25.0	635.0
40 G1	46574807	2 1/2	77.5	3.1	390	27	1560	108	30.0	762.0
48 G1	46574808	3	92.6	3.6	315	22	1260	87	33.0	838.0

## CR1

EN 853 1SN

**RECOMMENDED FOR** Medium pressure hydraulics with low flexure/non-severe applications.

<b>TUBE</b>	NBR (Nitrile) based.
<b>REINFORCEMENT</b>	One braid of high-tensile steel wire.
<b>COVER</b>	Black, oil and abrasion resistant synthetic rubber. MSHA approved.
<b>TEMPERATURE RANGE</b>	-40 °C to + 100 °C
<b>COUPLING</b>	PCK



### SPECIFICATIONS

Description	Product No.									
		Inch	mm	Inch	psi	bar	psi	bar	Inch	mm
4 CR1	46579398	1/4	13.2	0.52	3275	225	13,100	903	4	101.6
5 CR1	46579498	5/16	15.1	0.59	3275	215	12,500	863	4.50	114.3
6 CR1	46579499	3/8	16.8	0.66	2600	180	10,400	717	5.00	127
8 CR1	46579399	1/2	19.1	0.78	2325	160	9,300	640	7.0	177.8
10 CR1	46579400	5/8	23.1	0.91	1900	130	7,600	524	8.0	203.2
12 CR1	46579602	3/4	27.2	1.07	1525	105	6,100	420	9.50	241.3
16 CR1	46579578	1	35.1	1.38	1250	87	5,000	344	12	304.8



# HYDRAULIC HOSES



## G1H HIGH TEMP 1 - WIRE BRAID HOSE

SAE 100R1 TYPE AT  
MEETS FLAME RESISTANCE ACCEPTANCE DESIGNATION " MSHA 2G"

<b>RECOMMENDED FOR</b>	Medium pressure hydraulic oil lines. Meets or exceeds the requirements of SAE 100 R1 Type AT
<b>TUBE</b>	Black, oil resistant, synthetic rubber (Nitrile - Type C).
<b>REINFORCEMENT</b>	One braid of high-tensile steel wire.
<b>COVER</b>	Black, oil, and abrasion resistant synthetic rubber (Hypalon - Type M)
<b>TEMPERATURE RANGE</b>	-40° C to + 135° C
<b>COUPLING</b>	G (thru -4 to 20), GSP (thru 24 & -32, GB (-4, -10, -16) & PCK (-4 to -16)



### SPECIFICATIONS

Description	Product No.									
		Inch	mm	Inch	psi	bar	psi	bar	Inch	mm
4 G1H	46578702	1/4	13.5	0.53	2,750	190	11,000	760	4.0	101.6
5 G1H	46578703	5/16	15.2	0.6	2,500	689	10,000	688	4.6	116.8
6 G1H	46578704	3/8	17.2	0.69	2,250	155	9,000	621	5.0	127.0
8 G1H	46578705	1/2	20.3	0.8	2,000	414	8,000	552	7.0	177.8
10 G1H	46572178	5/8	23.8	0.90	1,500	103	6,000	415	8.0	203.2
12 G1H	46578706	3/4	27.9	1.1	1,250	86	5,000	345	9.5	241.3
16 G1H	46578726	1	35.8	1.41	1,000	69	4,000	275	12.0	304.8
20 G1H	46574850	1-1/4	43.4	1.71	925	64	3,700	255	16.0	406.4
24 G1H	46574844	1-1/2	50.0	1.96	725	50	2,900	200	20.0	508.0
32 G1H	46574845	2	64.0	2.51	600	42	2,400	165	25.0	635.0

## MEGATECH™ ACR

HOT OIL/AIR RETURN LINE HOSE

<b>RECOMMENDED FOR</b>	Pressurized hot oil return lines and rotary oil/air compressor lines
<b>TUBE</b>	Black, specifically compounded for temperature and chemical resistance (CPE).
<b>REINFORCEMENT</b>	One braid of high-tensile steel wire.
<b>COVER</b>	Black, oil & abrasion resistant polyester braid.
<b>TEMPERATURE RANGE</b>	-40° C to + 149° C
<b>COUPLING</b>	G (MegaCrimp ) & GSP (Thru -6 to -32)



### SPECIFICATIONS

Description	Product No.									
		Inch	mm	Inch	psi	bar	psi	bar	Inch	mm
6 ACR	46572340	3/8	17.0	0.66	1,000	69	4,000	276	2.5	63.5
8 ACR	46572341	1/2	19.3	0.8	1,000	69	4,000	276	3.5	88.9
10 ACR	46572342	5/8	24.1	0.93	1,000	69	4,000	276	4.0	101.6
12 ACR	46572336	3/4	26.4	1.15	1,000	69	4,000	276	4.7	120.7
16 ACR	46572337	1	34.0	1.37	1,000	69	4,000	276	6.0	152.4
20 ACR	46572338	1-1/4	40.0	1.64	1,000	69	4,000	276	8.5	215.9
24 ACR	46570204	1-1/2	49.4	1.95	500	35	2,000	140	15.0	381.0
32 ACR	46570805	2	62.9	2.5	500	35	2,000	140	18.0	457.2
40 ACR	46574908	2-1/2	75.3	3.0	500	35	2,000	140	22.0	558.8
48 ACR	46574909	3	88.9	3.5	500	35	2,000	140	24.0	609.6

# HYDRAULIC HOSES

## GTH HIGH TEMP 1-FIBER BRAID HOSE

SAE 100R6

**RECOMMENDED FOR** Hydraulic oil lines, heavy duty transmission oil cooler lines and glycol anti freeze solution. Meets or exceeds requirements of SAE 100R6/EN 854. Specially resistant to diesel permeation.

**TUBE** Black, specially compounded synthetic rubber (Nitrile - Type C).

**REINFORCEMENT** One fiber braid.

**COVER** Black, oil & abrasion resistant synthetic rubber (Neoprene - Type A)

**TEMPERATURE RANGE** -40°C to +135°C

**COUPLING** G (MegaCrimp®), [PCK (-5, to -10), -16] & GB (-4, -8, -10)



### SPECIFICATIONS

Description	Product No.									
		Inch	mm	Inch	psi	bar	psi	bar	Inch	mm
4 GTH	33198972	1/4	12.7	0.5	400	28	1,600	110	2.5	63.5
5 GTH	33198971	5/16	14.2	0.56	400	28	1,600	110	3.0	76.2
6 GTH	33198978	3/8	16.0	0.63	400	28	1,600	110	3.0	76.2
8 GTH	33198979	1/2	19.8	0.78	400	28	1,600	110	4.0	101.6
10 GTH	33198980	5/8	23.1	0.91	350	24	1,400	97	5.0	127.0
12 GTH	33198987	3/4	27.0	1.06	300	21	1,200	83	5.5	139.7
16 GTH	33193345	1	28.7	1.13	250	17	1,000	69	8.0	203.2

## C6 ONE FIBER HOSE-SAE 100R6

MEETS PERFORMANCE REQUIREMENTS OF EN 854

**RECOMMENDED FOR** Hydraulic oil lines, heavy duty transmission anti freeze solution. Meets or exceeds requirements of SAE 100R6/EN 854.

**TUBE** Specially compounded, oil-resistant, synthetic rubber (Nitrile) Black.

**REINFORCEMENT** One braid of high tenacity yarn.

**COVER** Oil & abrasion resistant synthetic rubber (Modified Nitrile)

**TEMPERATURE RANGE** -40°C to +100°C

**COUPLING** G (MegaCrimp®), PCK (-4 to -10) & GB (-6, -12, -16,)



### SPECIFICATIONS

Description	Product No.									
		Inch	mm	Inch	psi	bar	psi	bar	Inch	mm
4 C6	33198917	1/4	12.7	0.5	400	28	1,600	110	2.5	63.5
5 C6	33198958	5/16	14.2	0.56	400	28	1,600	110	3.0	76.2
6 C6	33198959	3/8	16.0	0.63	400	28	1,600	110	3.0	76.2
8 C6	33198960	1/2	19.7	0.8	400	28	1,600	110	4.0	101.6
10 C6	33198961	5/8	23.0	0.9	350	24	1,400	97	5.0	127.0
12 C6	33198968	3/4	27.0	1.1	300	21	1,200	83	6.0	152.4
16 C6	33198962	1	34.5	1.35	200	14	800	56	8.0	203.2

# HYDRAULIC HOSES

## C3 TWO FIBER BRAID HOSE-SAE 100R3

MEET PERFORMANCE REQUIREMENTS OF EN 854

**RECOMMENDED FOR** Hydraulic oil lines, anti-freeze solution or water. Meets or exceeds requirements of SAE 100 R3/EN 854.

**TUBE** Black, synthetic rubber (Nitrile).






**REINFORCEMENT** Two braid of high tenacity synthetic textile yarn. Cover: Modified Nitrile

**TEMPERATURE RANGE** -40°C to + 100°C

**COUPLING** G (MegaCrimp®), PCK (-4, -8, -10, -12, -16) & GB (-8, -10, -12)



### SPECIFICATIONS

Description	Product No.									
		Inch	mm	Inch	psi	bar	psi	bar	Inch	mm
4 C3	33198950	14.2	0.56	0.6	1,250	86	5,000	345	3.0	76.2
5 C3	33198951	5/16	0.69	0.7	1,200	83	4,800	331	4.0	101.6
6 C3	33198952	3/8	0.75	0.8	1,125	78	4,500	310	4.0	101.6
8 C3	33198953	1/2	0.94	0.9	1,000	69	4,000	276	5.0	127.0
10 C3	33198975	5/8	1.1	1.1	875	61	3,500	244	5.5	139.7
12 C3	33198954	3/4	1.25	1.3	750	52	3,000	208	6.0	152.4
16 C3	33198955	1	1.5	1.5	565	39	2,252	156	8.0	203.2

## G3H HIGH - TEMP 2 • FIBER BRAID HOSE

SAE 100R3 MEDIUM PRESSURE

MEETS FLAME RESISTANCE ACCEPTANCE DESIGNATION " U.S. MSHA 2G"

**RECOMMENDED FOR** Hydraulic oil lines, heavy duty transmission oil cooler lines and glycol anti-freeze solutions. Meets or exceeds requirements of SAE 100R3/EN 854. Specially resistant to diesel permeation

**TUBE** Black, synthetic rubber (Nitrile - Type C) Black.

**REINFORCEMENT** Two fiber braids.






**COVER** Black oil & abrasion resistant, synthetic rubber (Neoprene - Type A)

**TEMPERATURE RANGE** -40°C to + 135°C

**COUPLING** G (Mega Crimp®) (-4 to -10)



### SPECIFICATIONS

Description	Product No.									
		Inch	mm	Inch	psi	bar	psi	bar	Inch	mm
4 G3H	33190088	1/4	14.2	0.56	1,250	86	5,000	345	3.0	76.2
5 G3H	33194287	5/16	16.8	0.66	1,200	83	4,800	331	3.5	88.9
6 G3H	33190087	3/8	19.1	0.75	1,125	78	4,500	311	4.0	101.6
8 G3H	33190090	1/2	23.9	0.94	1,000	69	4,000	276	5.0	127.0
10 G3H	33194288	5/8	27.9	1.1	900	62	3,600	248	5.5	139.7
12 G3H	33190091	3/4	31.8	1.25	750	52	3,000	207	6.0	152.4
16 G3H	33190092	1	38.1	1.5	565	39	2,250	156	8.0	203.2
20 G3H	33198997	1-1/4	44.5	1.75	375	26	1,500	103	10.0	254.0
*24 G3H	33194289	1-1/2	49.3	1.94	300	21	1,200	83	12.0	304.8



# HYDRAULIC HOSES

## R5R HOSE

MEETS RAILWAYS SPECIFICATIONS

<b>RECOMMENDED FOR</b>	Suitable for use with Petroleum based hydraulic fluids & Lubricating oils.
<b>TUBE</b>	Black, synthetic rubber (Nitrile - Type C).
<b>REINFORCEMENT</b>	Single braids of tenacity textile braid followed by another braid of high-tensile steel wire
<b>COVER</b>	Black, abrasion resistant, synthetic rubber (Modified CR)
<b>TEMPERATURE RANGE</b>	-40°C to +120°C
<b>COUPLING</b>	PC-2F



### SPECIFICATIONS

Description	Product No.	Ø		P		Burst		Flex		
		Inch	mm	Inch	psi	bar	psi	bar	Inch	mm
5R5R	36582075	1/4	14.4	0.58	3000	207	12,000	828	3.3	85
6R5R	36582076	5/16	17.2	0.67	2250	160	9,000	620	3.90	100
8R5R	36582077	13/32	19.5	0.77	2000	138	8,000	552	4.6	115
10R5R	36582077	1/2	23.4	0.92	1750	120	7,000	480	5.5	140
12R5R	36582079	5/8	27.4	1.07	1500	104	6,000	420	6.5	165
16R5R	36582080	7/8	31.4	1.23	800	55	3,200	220	7.3	185

## PILOT LINE HOSE

**RECOMMENDED FOR** Designed for hydraulic pilot control applications in confined spaces in industrial, construction and agricultural equipment. This top quality hose features superior flexibility providing a very tight bend radius as well as resistance to expansion, kinking and abrasion. P1 T pilot control hose has been fully tested to meet all possible pilot control applications. It has been engineered as an assembly to ensure maximum trouble free life and avoid replacement in difficult and often inaccessible areas.


<b>TUBE</b>	Oil resistant Nitrile (NBR)
<b>REINFORCEMENT</b>	High-tensile steel wire.
<b>COVER</b>	Chloroprene (CR)
<b>TEMPERATURE RANGE</b>	-40°C to +100°C
<b>COUPLING</b>	P1T



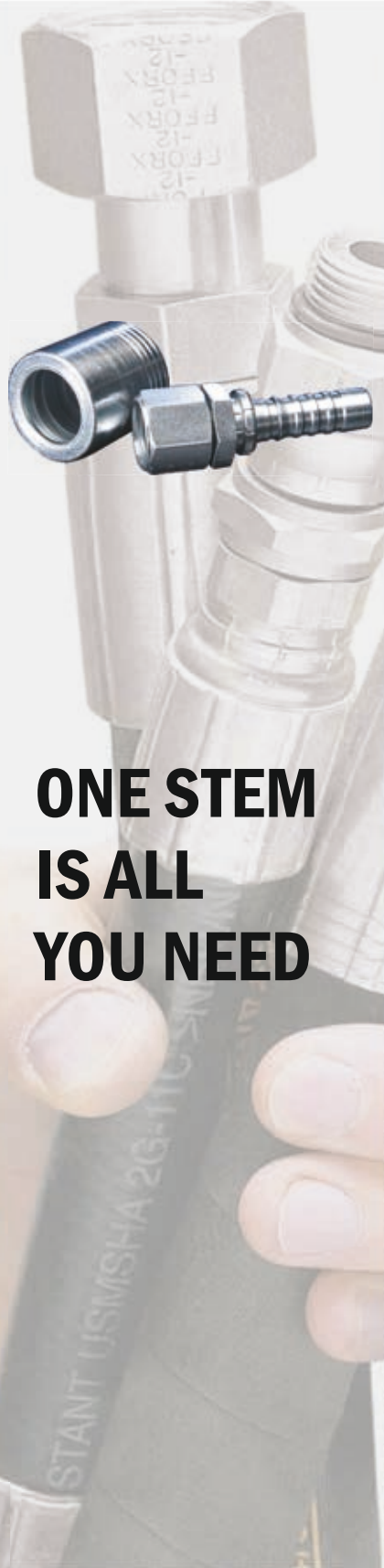
### SPECIFICATIONS

Description	Product No.	Ø		P		Burst		Flex		
		Inch	mm	Inch	psi	bar	psi	bar	Inch	mm
4P1T	46578799	1/4	11.0	0.43	1740	120	6,960	480	1.0	25
5P1T	46575105	5/16	12.5	0.49	1740	120	6,960	480	1.2	30
6P1T	46578755	3/8	13.9	0.55	1740	120	6,960	480	1.6	40

# COUPLINGS



**START  
CONCENTRIC,  
REMAIN  
CONCENTRIC**



**ONE STEM  
IS ALL  
YOU NEED**

**YOU NEED  
TO SELL  
VALUE**



**END TO END SOLUTIONS FROM GATES**

## COUPLING RANGE

# SOLID, LEAK-FREE COUPLINGS

The majority of hydraulic hose failures occur at the couplings due to blow-offs or leaks. Gates has designed and engineered innovative, robust couplings for MegaSys hose that provide connections you can count on for superior performance – guaranteed.

## MegaCrimp® Couplings G25



### Key Features

- Robust “bite-the-wire” crimp
- Low profile
- Full-stem insertion
- Full-length crimp
- Tested to an industry-leading 1 million impulse cycles
- Simplifies inventory management
- Environmentally-friendly TuffCoat® plating for 347% better corrosion resistance SAE Standard



### MegaCrimp - The Versatile “No-Weep” Coupling with the Patented “C” Insert

It's what's inside the pre-assembled MegaCrimp® coupling that gives it world-class, leak-proof

performance. It is designed with a patented “C” insert, attached to the ferrule, that accommodates hose of different constructions and wall thicknesses. The insert's design ensures crimping forces are evenly distributed to form a concentric seal.

The “C” insert simplifies inventory requirements since one MegaCrimp coupling size can accommodate various hose outside diameters, on both one- and two-wire braid hydraulic hose.

## GlobalSpiral™ Couplings G20



### Key Features

- “Bite-the-wire” crimp for improved coupling retention
- Over 90 thread configurations
- Tested to an industry-leading 1,000,000 impulse cycles
- 6,000 psi working pressure for easy to manage inventory
- +250° F temperature capability for longer assembly life
- Environmentally-friendly TuffCoat® plating for 347% better corrosion resistance SAE Standard
- Qualified on wire braid hoses for maximum inventory coverage

### GlobalSpiral Couplings No-Skive Convenience, Reduced Inventory

GlobalSpiral™ couplings are specially engineered to provide superior performance for extreme highpressure, high-impulse spiral-wire hydraulic hose applications. They can be used with all Gates MegaSys® four- and six-spiral wire hose up to 6,000 psi.

The innovative, two-piece, no-skive design reduces assembly time, labor, fabrication errors and contamination of the fluid power system. The work area stays clean, and the odors, dust, and fire hazard normally created by skiving are eliminated. In addition, the two-piece design reduces parts inventory by 30 percent because only one stem is required for all spiral-wire hose types.

## PCK Power Crimp Couplings



### Key Features

- Innovative, two-piece, no-skive design
- Fully tested to 2x SAE impulse requirements
- Leak free solution

# COUPLING RANGE FOR WIRE & TEXTILE BRAIDED PRODUCTS




PART #	DESCRIPTION	HOSE DASH SIZE	ORIENTATION	DESCRIPTION
<b>BSP</b>				
<b>TWO PIECE DESIGN</b>				
737209836	PCK0404FBSPORX	4	ST	1/4-19 female BSP straight coupling with O-ring
737200656	PCK0404FBSPX	4	ST	1/4-19 female BSP straight coupling without O-ring
737209846	PCK0606FBSPORX	6	ST	3/8-19 female BSP straight coupling with O-ring
737200696	PCK0606FBSPX	6	ST	3/8-19 female BSP straight coupling without O-ring
737210366	PCK0608FBSPORX	6	ST	1/2-14 female BSP straight coupling with O-ring
737200016	PCK0606MBSPPBKHD	6	ST	3/8-19 male BSP bulkhead straight coupling
737209856	PCK0808FBSPORX	8	ST	1/2-14 female BSP straight coupling with O-ring
737200716	PCK0808FBSPX	8	ST	1/2-14 female BSP straight coupling without O-ring
737210236	PCK0810FBSPORX	8	ST	5/8-14 female BSP straight coupling with O-ring
737210486	PCK0808MBSPPBKHD	8	ST	1/2-14 male BSP bulkhead straight coupling
737214076	PCK0806FBSPORX	8	ST	3/8-19 female BSP straight coupling with O-ring with backup hex
737211686	PCK1010FBSPORX	10	ST	5/8-14 female BSP straight coupling with O-ring
737211666	PCK1010MBSPPBKHDSP	10	ST	5/8-14 male BSP bulkhead straight coupling
737213706	PCK1012FBSPORX	10	ST	3/4-14 female BSP straight coupling with O-ring
737213006	PCK1212FBSPORX	12	ST	3/4-14 female BSP straight coupling with O-ring
737214636	PCK1212FBSPX	12	ST	3/4-14 BSP female straight coupling without O-ring
720496126	12GB-12FBSPORX	12	ST	3/4-14 female BSP straight coupling with O-ring
720480326	12GB-12MBSPPSP	12	ST	3/4-14 BSP male straight coupling with special hex
720480486	12GB-16MBSPP	12	ST	1-11 male BSP straight coupling
720480286	12GB-12MBSPP	12	ST	3/4-14 male BSP straight coupling
737214646	PCK1616FBSPX	16	ST	1-11 BSP female straight coupling without O-ring
720496256	16GB-16FBSPORX	16	ST	1-11 female BSP straight coupling with O-ring
737209866	PCK0404FBSPORX45	4	45	1/4-19 female BSP straight 45 degree bend coupling with O-ring
737209886	PCK0606FBSPORX45	6	45	3/8-19 female BSP 45 degree bend coupling with O-ring
737200756	PCK0606FBSPX45-15.5	6	45	3/8-19 female BSP 45 degree bend coupling without O-ring
737213196	PCK0808FBSPORX45	8	45	1/2-14 female BSP straight 45 degree bend coupling with O-ring
737200766	PCK0808FBSPX45-17	8	45	1/2-14 female BSP 45 degree bend coupling without O-ring
737213156	PCK1010FBSPORX45	10	45	5/8-14 female BSP 45 degree bend coupling with O-ring
737214846	PCK1212FBSPX45	12	45	3/4-14 female BSP straight 45 degree bend coupling without O-ring
720496136	12GB-12FBSPORX45	12	45	3/4-14 female BSP straight 45 degree bend coupling with O-ring
737214856	PCK1616FBSPX45	16	45	1-11 BSP female 45 degree bend coupling without O-ring
720480276	12GB-16FBSPORX60-50	12	60	1-11 female BSP straight 90 degree bend coupling with O-ring
737209876	PCK0404FBSPORX90	4	90	1/4-19 female BSP straight 90 degree bend coupling with O-ring
737200186	PCK0406FBSPORX90	4	90	3/8-19 female BSP 90 degree bend coupling with O-ring
737200786	PCK0404FBSPX90-23.5	4	90	1/4-19 female BSP straight 90 degree bend coupling without O-ring
737213266	PCK0404FBSPORX90-29	4	90	1/4-19 female BSP 90 degree bend coupling with O-ring
737209896	PCK0606FBSPORX90	6	90	3/8-19 female BSP straight 90 degree bend coupling with O-ring
737200816	PCK0606FBSPX90-32	6	90	3/8-19 female BSP 90 degree bend coupling without O-ring
737209906	PCK0808FBSPORX90	8	90	1/2-14 female BSP straight 90 degree bend coupling with O-ring
737200846	PCK0808FBSPX90-37.5	8	90	1/2-14 female BSP 90 degree bend coupling without O-ring
737211646	PCK1010FBSPORX90	10	90	5/8-14 female BSP straight 90 degree bend coupling with O-ring
737213716	PCK1012FBSPORX90	10	90	3/4-14 female BSP 90 degree bend coupling with O-ring
737214736	PCK1212FBSPX90-52	12	90	3/4-14 female BSP straight 90 degree bend coupling without O-ring
720480226	12GB-12FBSPORX90	12	90	3/4-14 female BSP straight 90 degree bend coupling with O-ring
720480266	12GB-16FBSPORX90-90	12	90	1-11 female BSP straight 90 degree bend coupling with O-ring
720480256	12GB-16FBSPORX90-60	12	90	1-11 female BSP straight 90 degree bend coupling with O-ring
720496276	16GB-16FBSPORX90	16	90	1-11 female BSP straight 90 degree bend coupling with O-ring
720480336	16GB-16FBSPORX90-76	16	90	1-11 female BSP straight 90 degree bend coupling with O-ring
734789376	24GSP-24FBSPORX90-111- WB	24	90	1 1/2-11 BSP female 90 degree bend long drop coupling
734789376	24GSP-24FBSPORX90 111 WB	24	10	11/2-11 BSP female 90 degree band long drop coupling





# COUPLING RANGE FOR WIRE & TEXTILE BRAIDED PRODUCTS



PART #	DESCRIPTION	HOSE DASH SIZE	ORIENTATION	DESCRIPTION
<b>BSP</b>				
<b>MEGACRIMP (SINGLE PIECE)</b>				
71009591	4G-4FBSPPORX	4	ST	1/4-19 female BSP straight coupling with O-ring
71009592	4G-6FBSPPORX	4	ST	3/8-19 female BSP straight coupling with O-ring
71001551	4G-4MBSPP	4	ST	1/4-19 male BSP straight coupling
71009502	5G-6FBSPPORX	5	ST	3/8-19 female BSP straight coupling with O-ring
71009629	6G-6FBSPPORX	6	ST	3/8-19 female BSP straight coupling with O-ring
71009630	6G- 8FBSPPORX	6	ST	1/2-14 female BSP straight coupling with O-ring
71001552	6G-6MBSPP	6	ST	3/8-19 male BSP straight coupling
71009653	8G-8FBSPPORX	8	ST	1/2-14 female BSP straight coupling with O-ring
71009423	8G-6FBSPPORX	8	ST	3/8-19 female BSP straight coupling with O-ring
71009591	4G-4FBSPPORX	4	ST	1/4-19 female BSP straight coupling with O-ring
71009592	4G-6FBSPPORX	4	ST	3/8-19 female BSP straight coupling with O-ring
71001551	4G-4MBSPP	4	ST	1/4-19 male BSP straight coupling
71009502	5G-6FBSPPORX	5	ST	3/8-19 female BSP straight coupling with O-ring
71009629	6G-6FBSPPORX	6	ST	3/8-19 female BSP straight coupling with O-ring
71009630	6G- 8FBSPPORX	6	ST	1/2-14 female BSP straight coupling with O-ring
71001552	6G-6MBSPP	6	ST	3/8-19 male BSP straight coupling
71009653	8G-8FBSPPORX	8	ST	1/2-14 female BSP straight coupling with O-ring
71009423	8G-6FBSPPORX	8	ST	3/8-19 female BSP straight coupling with O-ring
71000554	8G-8MBSPP	8	ST	1/2-14 male BSP straight coupling
71009654	8G-10FBSPPORX	8	ST	5/8-14 female BSP straight coupling with O-ring
71009510	10G-10FBSPPORX	10	ST	5/8-14 female BSP straight coupling with O-ring
71000555	10G-10MBSPP	10	ST	5/8-14 male BSP straight coupling
71009511	10G-12FBSPPORX	10	ST	3/4-14 female BSP straight coupling with O-ring
71009554	12G-12FBSPPORX	12	ST	3/4-14 female BSP straight coupling with O-ring
71009983	12G-16FBSPPORX	12	ST	1-11 female BSP straight coupling with O-ring
71000556	12G-12MBSPP	12	ST	3/4-14 male BSP straight coupling
71009515	16G-16FBSPPORX	16	ST	1-11 female BSP straight coupling with O-ring
71000557	16G-16MBSPP	16	ST	1-11 male BSP straight coupling
71000558	20G-20MBSPP	20	ST	1 1/4-11 male BSP straight coupling
71009523	20G-20FBSPPORX	20	ST	1 1/4-11 female BSP straight coupling with O-ring
71009593	4G-4FBSPORX45	4	45	1/4-19 female BSP 45 degree bend coupling with O-ring
71009631	6G-6FBSPORX45	6	45	3/8-19 female BSP 45 degree bend coupling with O-ring
71009656	8G-8FBSPORX45	8	45	1/2-14 female BSP 45 degree bend coupling with O-ring
71009150	10G-10FBSPORX45	10	45	5/8-14 female BSP 45 degree bend coupling with O-ring
71009152	12G-12FBSPORX45	12	45	3/4-14 female BSP 45 degree bend coupling with O-ring
71009153	16G-16FBSPORX45	16	45	1-11 female BSP 45 degree bend coupling with O-ring
71009271	20G-20FBSPORX45	20	45	1 1/4-11 female BSP 45 degree bend coupling with O-ring
71009595	4G-4FBSPORX90	4	90	1/4-19 female BSP 90 degree bend coupling with O-ring
71009633	6G-6FBSPORX90	6	90	3/8-19 female BSP 90 degree bend coupling with O-ring
71009658	8G-8FBSPORX90	8	90	1/2-14 female BSP 90 degree bend coupling with O-ring
71009950	10G-12FBSPORX90	10	90	3/4-14 female BSP 90 degree bend coupling with O-ring
71009160	10G-10FBSPORX90	10	90	5/8-14 female BSP 90 degree bend coupling with O-ring
71009681	12G-16FBSPORX90	12	90	1-11 female BSP 90 degree bend coupling with O-ring
71009162	12G-12FBSPORX90	12	90	3/4-14 female BSP 90 degree bend coupling with O-ring
71009163	16G-16FBSPORX90	16	90	1-11 female BSP 90 degree bend coupling with O-ring
71009164	20G-20FBSPORX90	20	90	1 1/4-11 female BSP 90 degree bend coupling with O-ring



# COUPLING RANGE FOR WIRE & TEXTILE BRAIDED PRODUCTS



PART #	DESCRIPTION	HOSE DASH SIZE	ORIENTATION	DESCRIPTION
<b>JIC</b>				
<b>TWO PIECE DESIGN</b>				
737211026	PCK0406FJX	4	ST	9/16-18 female JIC straight coupling
737211256	PCK0406MJ	4	ST	9/16-18 male JIC straight coupling
737213656	PCK0506FJX	5	ST	9/16-18 female JIC straight coupling
737211156	PCK0606FJX	6	ST	9/16-18 female JIC straight coupling
737210996	PCK0404FJX	6	ST	7/16-20 female JIC straight coupling
737211056	PCK0608FJX	6	ST	3/4-16 female JIC straight coupling
737211086	PCK0810FJX	8	ST	7/8-14 female JIC straight coupling
737211316	PCK0808FJX	8	ST	3/4-16 female JIC straight coupling
737201626	PCK0810MJ	8	ST	7/8-14 male JIC straight coupling
737211126	PCK1012FJX	10	ST	1 1/16-12 female JIC straight coupling
737211116	PCK1010FJX	10	ST	7/8-14 female JIC straight coupling
720409326	12GB-12FJX	12	ST	1 1/16-12 female JIC straight coupling
720409396	16GB-16FJX	16	ST	1 5/16-12 female JIC straight coupling
737213406	PCK0404FJX45S	4	45	7/16-20 female JIC 45 degree bend short drop coupling
737213316	PCK0406FJX45S	4	45	9/16-18 female JIC 45 degree bend short drop coupling
737213416	PCK0608FJX45S	6	45	3/4-16 female JIC 45 degree short drop coupling
737213356	PCK0606FJX45S	6	45	9/16-18 female JIC 45 degree short drop coupling
737213276	PCK0810FJX45S	8	45	7/8-14 female JIC 45 degree bend short drop coupling
737211326	PCK0808FJX45-16	8	45	3/4-16 female JIC 45 degree bend coupling
737211406	PCK1010FJX45-22	10	45	7/8-14 female JIC 45 degree bend coupling
720446426	12GB-12FJX45	12	45	1 1/16-12 female JIC 45 degree bend coupling
720446506	16GB-16FJX45	16	45	1 5/16-12 female JIC 45 degree bend coupling
737213286	PCK0406FJX90S	4	90	9/16-18 female JIC 90 degree bend short drop coupling
737211016	PCK0404FJX90-28	4	90	7/16-20 female JIC 90 degree bend coupling
737213376	PCK0406FJX90L	4	90	9/16-18 female JIC 90 degree bend long drop coupling
737213336	PCK0404FJX90S	4	90	7/16-20 female JIC 90 degree short drop coupling
737213346	PCK0606FJX90S	6	90	9/16-18 female JIC 90 degree short drop coupling
737214266	PCK0606FJX90L	6	90	9/16-18 female JIC 90 degree long drop coupling
737213896	PCK0606FJX90M	6	90	9/16-18 female JIC 90 degree medium drop coupling
737213296	PCK0608FJX90S	6	90	3/4-16 female JIC 90 degree bend short drop coupling
737213306	PCK0810FJX90S	8	90	7/8-14 female JIC 90 degree bend short drop coupling
737213366	PCK0810FJX90L	8	90	7/8-14 female JIC 90 degree bend long drop coupling
737213906	PCK0808FJX90M	8	90	3/4-16 female JIC 90 degree bend short drop coupling
737211416	PCK1010FJX90M	10	90	7/8-14 female JIC 90 degree bend medium drop coupling
720447486	16GB-16FJX90S	16	90	1 5/16-12 female JIC 90 degree bend short drop coupling
720446426	12GB-12FJX45	12	45	1 1/16-12 female JIC 45 degree bend coupling
720446506	16GB-16FJX45	16	45	1 5/16-12 female JIC 45 degree bend coupling
737213286	PCK0406FJX90S	4	90	9/16-18 female JIC 90 degree bend short drop coupling
737211016	PCK0404FJX90-28	4	90	7/16-20 female JIC 90 degree bend coupling
737213376	PCK0406FJX90L	4	90	9/16-18 female JIC 90 degree bend long drop coupling
737213336	PCK0404FJX90S	4	90	7/16-20 female JIC 90 degree short drop coupling
737213346	PCK0606FJX90S	6	90	9/16-18 female JIC 90 degree short drop coupling
737214266	PCK0606FJX90L	6	90	9/16-18 female JIC 90 degree long drop coupling
737213896	PCK0606FJX90M	6	90	9/16-18 female JIC 90 degree medium drop coupling
737213296	PCK0608FJX90S	6	90	3/4-16 female JIC 90 degree bend short drop coupling
737213306	PCK0810FJX90S	8	90	7/8-14 female JIC 90 degree bend short drop coupling
737213366	PCK0810FJX90L	8	90	7/8-14 female JIC 90 degree bend long drop coupling
737213906	PCK0808FJX90M	8	90	3/4-16 female JIC 90 degree bend short drop coupling
737211416	PCK1010FJX90M	10	90	7/8-14 female JIC 90 degree bend medium drop coupling
720447486	16GB-16FJX90S	16	90	1 5/16-12 female JIC 90 degree bend short drop coupling




# COUPLING RANGE FOR WIRE & TEXTILE BRAIDED PRODUCTS



PART #	DESCRIPTION	HOSE DASH SIZE	ORIENTATION	DESCRIPTION
<b>JIC</b>				
<b>MEGACRIMP (SINGLE PIECE)</b>				
71030804	4G-4FJX	4	ST	7/16-20 female JIC straight coupling
71030806	4G-6FJX	4	ST	9/16-18 female JIC straight coupling
71001063	4G-4MJ	4	ST	7/16-20 male JIC straight coupling
71000092	5G-6FJX	5	ST	9/16-18 female JIC straight coupling
71000093	5G-5FJX	5	ST	1/2-20 female JIC straight coupling
71030814	6G-6FJX	6	ST	9/16-18 female JIC straight coupling
71030815	6G-8FJX	6	ST	3/4-16 female JIC straight coupling
71001067	6G-6MJ	6	ST	9/16-18 male JIC straight coupling
71030820	8G-8FJX	8	ST	3/4-16 female JIC straight coupling
71030821	8G-10FJX	8	ST	7/8-14 female JIC straight coupling
71033621	8G-8MJ	8	ST	3/4-16 male JIC straight coupling
71030927	10G-12FJX	10	ST	1 1/16-12 female JIC straight coupling
71000074	10G-10MJ	10	ST	7/8-14 male JIC straight coupling
71030926	10G-10FJX	10	ST	7/8-14 female JIC straight coupling
71030832	12G-12FJX	12	ST	1 1/16-12 female JIC straight coupling
71000076	12G-12MJ	12	ST	1 1/16-12 male JIC straight coupling
71030939	16G-16FJX	16	ST	1 5/16-12 female JIC straight coupling
71030940	16G-20FJX MC	16	ST	1 5/8-12 female JIC straight coupling
71000079	16G-16MJ	16	ST	1 5/16-12 male JIC straight coupling
71000081	20G-20MJ	20	ST	1 5/8-12 male JIC straight coupling
71000114	20G-20FJX	20	ST	1 5/8-12 female JIC straight coupling
71034605	4G-4FJX45	4	45	7/16-20 female JIC 45 degree bend coupling
71034619	5G-6FJX45	5	45	9/16-18 female JIC 45 degree bend coupling
71034623	6G-6FJX45	6	45	9/16-18 female JIC 45 degree bend coupling
71034629	8G-8FJX45	8	45	3/4-16 female JIC 45 degree bend coupling
71034635	10G-10FJX45	10	45	7/8-14 female JIC 45 degree bend coupling
71034642	12G-12FJX45	12	45	1 1/16-12 female JIC 45 degree bend coupling
71000145	16G-16FJX45	16	45	1 5/16-12 female JIC 45 degree bend coupling
71034650	16G-16FJX45S	16	45	1 5/16-12 female JIC 45 degree bend short drop coupling
71000146	20G-20FJX45	20	45	1 5/8-12 female JIC 45 degree bend coupling
71001148	4G-4FJX90M	4	90	7/16-20 female JIC 90 degree bend coupling
71034721	6G-6FJX90M	6	90	9/16-18 female JIC 90 degree bend medium drop coupling
71034720	6G-6FJX90S	6	90	9/16-18 female JIC 90 degree bend short drop coupling
71034729	8G-8FJX90M	8	90	3/4-16 female JIC 90 degree bend medium drop coupling
71034733	8G-10FJX90M	8	90	7/8-14 female JIC 90 degree bend medium drop coupling
71000170	10G-10FJX90M	10	90	7/8-14 female JIC 90 degree bend medium drop coupling
71000172	12G-12FJX90M	12	90	1 1/16-12 female JIC 90 degree bend medium drop coupling
71034744	12G-12FJX90S	12	90	1 1/16-12 female JIC 90 degree bend short drop coupling
71034748	16G-16FJX90S	16	90	1 5/16-12 female JIC 90 degree bend short drop coupling
71000207	16G-16FJX90M	16	90	1 5/16-12 female JIC 90 degree bend medium drop coupling
71000179	20G-20FJX90M	20	90	1 5/8-12 female JIC 90 degree bend medium drop coupling



# COUPLING RANGE FOR WIRE & TEXTILE BRAIDED PRODUCTS



PART #	DESCRIPTION	HOSE DASH SIZE	ORIENTATION	DESCRIPTION
<b>ORFS</b>				
<b>TWO PIECE DESIGN</b>				
737204236	PCK0406FFORX	4	ST	11/16-16 female flat face straight coupling
737204266	PCK0608FFORX	6	ST	13/16-16 female flat face straight coupling
737208716	PCK0608MFFOR	6	ST	13/16-16 male flat face straight coupling
737204926	PCK0606MFFOR	6	ST	11/16-16 male flat face straight coupling
737214486	PCK0606FFORX	6	ST	11/16-16 female flat face straight coupling
737204296	PCK0810FFORX	8	ST	1-14 female flat face straight coupling
737204286	PCK0808FFORX	8	ST	13/16-16 female flat face straight coupling
737204316	PCK1010FFORX	10	ST	1-14 female flat face straight coupling
720420196	10GB-8FFORX	10	ST	13/16-16 female flat face straight coupling
720419256	12GB-12FFORX	12	ST	1 3/16-12 female flat face straight coupling
720480216	12GB-12MFFORBKHD	12	ST	1 3/16-12 male flat face straight bulkhead coupling
720419246	12GB-10FFORX	12	ST	1-14 female flat face straight coupling
720419306	16GB-16FFORX	16	ST	1 7/16-12 female flat face straight coupling
720419316	16GB-20FFORX	16	ST	1 11/16-12 female flat face straight coupling
737211186	PCK0404FFORX45S	4	45	9/16-18 female flat face 45 degree bend short drop coupling
737211216	PCK0606FFORX45-24	6	45	11/16-16 female flat face 45 degree bend coupling
737211486	PCK0808FFORX45M	8	45	13/16-16 female flat face 45 degree bend medium drop coupling
737213846	PCK1010FFORX45S	10	45	1-14 female flat face 45 degree bend coupling
720422226	12GB-12FFORX45	12	45	1 3/16-12 female flat face 45 degree bend coupling
720422266	16GB-16FFORX45	16	45	1 7/16-12 female flat face 45 degree bend coupling
737211386	PCK0406FFORX90S	4	90	11/16-16 female flat face 45 degree bend coupling
737211196	PCK0404FFORX90S	4	90	9/16-18 female flat face 90 degree bend short drop coupling
737211206	PCK0404FFORX90M	4	90	9/16-18 female flat face 90 degree bend medium drop coupling
737212176	PCK0606FFORX90M	6	90	11/16-16 female flat face 90 degree bend medium drop coupling
737212596	PCK0608FFORX90L	6	90	13/16-16 female flat face 90 degree bend long drop coupling
737212586	PCK0608FFORX90M	6	90	9/16-18 female flat face straight coupling
737211236	PCK0606FFORX90L	6	90	11/16-16 female flat face 90 degree bend long drop coupling
737211476	PCK0608FFORX90S	6	90	13/16-16 female flat face 90 degree bend short drop coupling
737211736	PCK0808FFORX90L	8	90	13/16-16 female flat face 90 degree bend long drop coupling
737213806	PCK0810FFORX90-42	8	90	1-14 female flat face 90 degree bend coupling
737211496	PCK0808FFORX90S	8	90	13/16-16 female flat face 90 degree bend short drop coupling
737211506	PCK0808FFORX90M	8	90	13/16-16 female flat face 90 degree bend medium drop coupling
737213546	PCK1012FFORX90M	10	90	1 3/16-12 female flat face 90 degree bend medium drop coupling
737213726	PCK1012FFORX90-42	10	90	1 3/16-12 female flat face 90 degree bend coupling
737213696	PCK1010FFORX90-34	10	90	1-14 female flat face 90 degree bend coupling
737212096	PCK1010FFORX90-47	10	90	1-14 female flat face 90 degree bend medium drop coupling
720424496	10GB-8FFORX90-34	10	90	13/16-16 female flat face 90 degree bend coupling
720480356	12GB-12FFORX90M	12	90	1 3/16-12 female flat face 90 degree bend medium drop coupling
720424696	12GB-16FFORX90S	12	90	1 7/16-12 female flat face 90 degree bend short drop coupling
720480246	12GB-12FFORX90-85	12	90	1 3/16-12 female flat face 90 degree bend coupling
720480416	12GB-12FFORX90S	12	90	1 3/16-12 female flat face 90 degree bend short drop coupling
720424656	12GB-12FFORX90-58	12	90	1 3/16-12 female flat face 90 degree bend coupling
720424646	12GB-12FFORX90-48	12	90	1 3/16-12 female flat face 90 degree bend coupling
720424756	16GB-16FFORX90M	16	90	1-11 female BSP straight 90 degree bend coupling with O-ring
720480496	16GB-16FFORX90-115	16	90	1 7/16-12 female flat face 90 degree bend long drop coupling
720424906	16GB-20FFORX90S	16	90	1 11/16-12 female flat face 90 degree bend short drop coupling
720480426	16GB-20FFORX90-60	16	90	1 11/16-12 female flat face 90 degree bend coupling
720480436	16GB-12FFORX90S	16	90	1 7/16-12 female flat face 90 degree bend short drop coupling
720481356	20GB-20FFORX90-68-2WB	20	90	1 11/16-12 female flat face 90 degree bend medium drop coupling



# COUPLING RANGE FOR WIRE & TEXTILE BRAIDED PRODUCTS



PART #	DESCRIPTION	HOSE DASH SIZE	ORIENTATION	DESCRIPTION
<b>ORFS</b>				
<b>MEGACRIMP (SINGLE PIECE)</b>				
71041804	4G-4FFORX	4	ST	9/16-18 female flat face straight coupling
71041604	4G-4MFFOR	4	ST	9/16-18 male flat face straight coupling
71041805	4G-6FFORX	4	ST	11/16-16 female flat face straight coupling
71041809	6G-6FFORX	6	ST	11/16-16 female flat face straight coupling
71041810	6G-8FFORX	6	ST	13/16-16 female flat face straight coupling
71041707	6G-6MFFORBKHDLN	6	ST	11/16-16 male bulkhead flat face straight coupling
71041607	6G-6MFFOR	6	ST	11/16-16 male flat face straight coupling
71041815	8G-8FFORX	8	ST	13/16-16 female flat face straight coupling
71041711	8G-8BKHDMFFOR	8	ST	13/16-16 male flat-face O-Ring bulk Head long nose coupling
71041612	8G-10MFFOR	8	ST	1-14 male flat face straight coupling
71041816	8G-10FFORX	8	ST	1-14 female flat face straight coupling
71041611	8G-8MFFOR	8	ST	13/16-16 male flat face straight coupling
71041716	10G-10MFFORBKHDLN	10	ST	1-14 male bulkhead flat face straight coupling
71041616	10G-12MFFOR	10	ST	1 3/16-12 male flat face straight coupling
71041921	10G-12FFORX	10	ST	1 3/16-12 female flat face straight coupling
71041820	10G-10FFORX	10	ST	1-14 female flat face straight coupling
71041615	10G-10MFFOR	10	ST	1-14 male flat face straight coupling
71041919	10G-8FFORX	10	ST	13/16-16 female flat face straight coupling
71041826	12G-16FFORX	12	ST	1 7/16-12 female flat face straight coupling
71041618	12G-12MFFOR	12	ST	1 3/16-12 male flat face straight coupling
71041825	12G-12FFORX	12	ST	1 3/16-12 female flat face straight coupling
71041930	16G-16FFORX	16	ST	1 7/16-12 female flat face straight coupling
71041621	16G-16MFFOR	16	ST	1 7/16-12 male flat face straight coupling
71041935	20G-20FFORX	20	ST	1 11/16-12 female flat face straight coupling
71041624	20G-20MFFOR	20	ST	1 11/16-12 male flat face straight coupling
71042204	4G-4FFORX45	4	45	9/16-18 female flat face 45 degree bend coupling
71042208	6G-6FFORX45	6	45	11/16-16 female flat face 45 degree bend coupling
71042213	8G-8FFORX45	8	45	13/16-16 female flat face 45 degree bend coupling
71042217	10G-10FFORX45	10	45	1-14 female flat face 45 degree bend coupling
71042222	12G-12FFORX45	12	45	1 3/16-12 female flat face 45 degree bend coupling
71042226	16G-16FFORX45	16	45	1 7/16-12 female flat face 45 degree bend coupling
71042229	20G-20FFORX45	20	45	1 11/16-12 female flat face 45 degree bend coupling
73478941	20G-20FFORX45-25.4	20	45	1 11/16-12 female flat face 45 degree bend coupling
71042405	4G-4FFORX90M	4	90	9/16-18 female flat face 90 degree bend medium drop coupling
71042409	4G-6FFORX90S	4	90	11/16-16 female flat face 90 degree bend short drop coupling
71042404	4G-4FFORX90S	4	90	9/16-18 female flat face 90 degree bend short drop coupling
71042412	4G-6FFORX90L	4	90	11/16-16 female flat face 90 degree bend long drop coupling
71042424	6G-6FFORX90S	6	90	11/16-16 female flat face 90 degree bend short drop coupling
71042429	6G-8FFORX90-29	6	90	13/16-16 female flat face 90 degree bend coupling
71042426	6G-6FFORX90L	6	90	11/16-16 female flat face 90 degree bend long drop coupling
71042425	6G-6FFORX90M	6	90	11/16-16 female flat face 90 degree bend medium drop coupling
71042440	8G-8FFORX90M	8	90	13/16-16 female flat face 90 degree bend medium drop coupling
71042441	8G-8FFORX90L	8	90	13/16-16 female flat face 90 degree bend long drop coupling
71042439	8G-8FFORX90S	8	90	13/16-16 female flat face 90 degree bend short drop coupling
71042444	8G-10FFORX90S	8	90	1-14 female flat face 90 degree bend short drop coupling
71042455	10G-10FFORX90M	10	90	1-14 female flat face 90 degree bend medium drop coupling
71042459	10G-12FFORX90S	10	90	1 3/16-12 female flat face 90 degree bend short drop coupling
71042454	10G-10FFORX90S	10	90	1-14 female flat face 90 degree bend short drop coupling
71042469	12G-16FFORX90S	12	90	1 7/16-12 female flat face 90 degree bend short drop coupling
71042465	12G-12FFORX90M	12	90	1 3/16-12 female flat face 90 degree bend medium drop coupling
71042464	12G-12FFORX90S	12	90	1 3/16-12 female flat face 90 degree bend short drop coupling
71042475	16G-16FFORX90M	16	90	1 7/16-12 female flat face 90 degree bend medium drop coupling
71042474	16G-16FFORX90S	16	90	1 7/16-12 female flat face 90 degree bend short drop coupling
71042473	16G-12FFORX90S	16	90	1 3/16-12 female flat face 90 degree bend short drop coupling
71042480	20G-20FFORX90M	20	90	1 11/16-12 female flat face 90 degree bend medium drop coupling



# COUPLING RANGE FOR WIRE & TEXTILE BRAIDED PRODUCTS



PART #	DESCRIPTION	HOSE DASH SIZE	ORIENTATION	DESCRIPTION
<b>METRIC</b>				
<b>TWO PIECE DESIGN</b>				
737214386	PCK0306FDLORX	3	ST	3/16", M12X1.5, TUBE OD: 6MM, straight with O-ring
737214396	PCK0306FDLORX90-35	3	90	3/16", M12X1.5, TUBE OD: 6MM, 90 degree elbow with O-ring
737214116	PCK0406FDLX	4	ST	1/4", M12X1.5, TUBE OD:6MM, Straight without O-ring
737214126	PCK0406FDLX90-25	4	90	1/4", M12X1.5, TUBE OD:6MM, 90 degree elbow without O-ring
737215216	PCK0406FDLX45-26	4	45	1/4", M12X1.5, TUBE OD:6MM, 45 degree elbow without O-ring
737218046	PCK0406FDLORX	4	ST	1/4", M12X1.5, TUBE OD:6MM, Straight with O-ring
737216766	PCK0408FDLORX-JCB-SP	4	ST	1/4", M14X1.5, TUBE OD:8MM, Straight with O-ring
737213856	PCK0408FDLORX90-32	4	90	1/4", M14X1.5, TUBE OD:8MM, 90 degree elbow with O-ring
737214336	PCK0408FDLORX45	4	45	1/4", M14X1.5, TUBE OD:8MM, 45 degree elbow with O-ring
737216776	PCK0410FDLORX-JCB-SP	4	ST	1/4", M16X1.5, TUBE OD:10MM, straight with O-ring
737214716	PCK0410FDHORX	4	ST	1/4", M18X1.5-TUBE OD-10MM, Straight with O-ring
737214726	PCK0410FDHORX90	4	90	1/4", M18X1.5-TUBE OD-10MM, 90 degree elbow with O-ring
737218316	PCK0408FDHORX	4	ST	1/4", M16X1.5-TUBE OD-8MM, straight with O-ring
737218566	PCK0405FDLX	4	ST	1/4",M10X1,-TUBE OD-5MM,straight without O-ring
737218606	PCK0405MDL	4	ST	1/4",M10X1,-TUBE OD-5MM,Male straight
737214686	PCK0510FDLX	5	ST	5/16",M16X1.5,TUBE OD:10MM,straight without O-ring
737214976	PCK0510FDLX90-35	5	90	5/16",M16X1.5,TUBE OD:10MM,90 degree elbow without O-ring
737202946	PCK0510FDLORX	5	ST	5/16",M16X1.5,TUBE OD:10MM,straight with O-ring
737214006	PCK0510FDLORX90-50	5	90	5/16",M16X1.5,TUBE OD:10MM,90 degree elbow with O-ring
737215646	PCK0512FDLX	5	ST	5/16",M18X1.5,TUBE OD:12MM,straight without O-ring
737215556	PCK0512FDLX90-36	5	90	5/16",M18X1.5,TUBE OD:12MM,90 degree elbow without O-ring
737214406	PCK0512FDLORX	5	ST	5/16",M18X1.5,TUBE OD:12MM,straight with O-ring
737214416	PCK0512FDLORX90-36	5	90	5/16",M18X1.5,TUBE OD:12MM,90 degree elbow with O-ring
737214426	PCK0512FDLORX45-18	5	45	5/16",M18X1.5,TUBE OD:12MM,45 degree elbow with O-ring
737218026	PCK0510FDHORX	5	ST	5/16",M18X1.5,TUBE OD:10MM,straight with O-ring
737218036	PCK0512FDHORX	5	ST	5/16",M20X1.5 ,TUBE OD:12MM,straight with O-ring
737214956	PCK0610FDLX	6	ST	3/8" ,M16X1.5,TUBE OD:10MM,Straight without O-ring
737214966	PCK0610FDLX90-35	6	90	3/8" ,M16X1.5,TUBE OD:10MM,90 degree elbow without O-ring
737202956	PCK0610FDLORX	6	ST	3/8" ,M16X1.5,TUBE OD:10MM,Straight with O-ring
737203046	PCK0610FDLORX90	6	90	3/8" ,M16X1.5,TUBE OD:10MM,90 degree elbow with O-ring
737203636	PCK0612FDLX	6	ST	3/8" ,M18X1.5,TUBE OD:12MM,Straight without O-ring
737203706	PCK0612FDLX90-36	6	90	3/8" ,M18X1.5,TUBE OD:12MM,90 degree elbow without O-ring
737216806	PCK0612FDLORX-JCB-SP	6	ST	3/8",M18X1.5,TUBE OD:12MM,Straight with O-ring
737203186	PCK0612FDLORX90	6	90	3/8",M18X1.5,TUBE OD:12MM,90 degree elbow with O-ring
737214356	PCK0612FDLORX45	6	45	3/8",M18X1.5,TUBE OD:12MM,45 degree elbow with O-ring
737203226	PCK0612FDHORX	6	ST	3/8" ,M20X1.5, TUBE OD: 12,Straight with O-ring
737214256	PCK0612FDHORX90-39	6	90	3/8" ,M20X1.5, TUBE OD: 12,90 degree elbow with O-ring
737214676	PCK0615FDLORX	6	ST	3/8",M22X1.5,TUBE OD:15MM,Straight with O-ring
737217976	PCK0615FDLORX90-42	6	90	3/8",M22X1.5,TUBE OD:15MM,90 degree elbow with O-ring
737218236	PCK0610FDHORX	6	ST	3/8",M18X1.5,TUBE OD:10MM,Straight with O-ring
737203176	PCK0610FDHORX90	6	90	3/8",M18X1.5,TUBE OD:10MM,90 degree elbow with O-ring
737202626	PCK0610MDL	6	ST	3/8"XM16X1.5,TUBE OD:10MM,Male straight
737215186	PCK0815FDLX90-45	8	90	1/2" ,M22x1.5,TUBE OD:15,90 degree elbow without O-ring
737215196	PCK0815FDLX45-26	8	45	1/2" ,M22x1.5,TUBE OD:15,45 degree elbow without O-ring
<b>TWO PIECE DESIGN</b>				
71009567	4G-8FDHORX	4	ST	M16x1.5 Heavy Series female metric straight coupling
71009568	4G-8FDLORX	4	ST	M14x1.5 Light Series female metric straight coupling
71009569	4G-10FDHORX	4	ST	M18x1.5 Heavy Series female metric straight coupling
71009201	5G-10FDLORX	5	ST	M16x1.5 Light Series female metric straight coupling
71009299	5G-10MDL	5	ST	M16x1.5 Light Series male metric straight coupling
71009607	6G-12FDHORX	6	ST	M20x1.5 Heavy Series female metric straight coupling
71009608	6G-12FDLORX	6	ST	M18x1.5 Light Series female metric straight coupling
71001487	6G-12MDL	6	ST	M18x1.5 Light Series male metric straight coupling
71001535	6G-12MDH	6	ST	M20x1.5 Heavy Series male metric straight coupling



# COUPLING RANGE FOR WIRE & TEXTILE BRAIDED PRODUCTS



PART #	DESCRIPTION	HOSE DASH SIZE	ORIENTATION	DESCRIPTION
<b>METRIC</b>				
<b>TWO PIECE DESIGN</b>				
71009643	8G-16FDHORX	8	ST	M24x1.5 Heavy Series female metric straight coupling
71009642	8G-15FDLORX	8	ST	M22x1.5 Light Series female metric straight coupling
71000537	8G-16MDH	8	ST	M24x1.5 Heavy Series male metric straight coupling
71000488	8G-15MDL	8	ST	M22x1.5 Light Series male metric straight coupling
71009641	8G-14FDHORX MC	8	ST	M22x1.5 Heavy Series female metric straight coupling
71009410	10G-16FDHORX	10	ST	M24x1.5 Heavy Series female metric straight coupling
71009209	10G-18FDLORX	10	ST	M26x1.5 Light Series female metric straight coupling
71000538	10G-20MDH	10	ST	M30x2 Heavy Series male metric straight coupling
71009210	10G-20FDHORX	10	ST	M30x2 Heavy Series female metric straight coupling
71000489	10G-18MDL	10	ST	M26x1.5 Light Series male metric straight coupling
71009669	12G-25FDHORX	12	ST	M36x2 Heavy Series female metric straight coupling
71000539	12G-25MDH	12	ST	M36x2 Heavy Series male metric straight coupling
71009668	12G-22FDLORX	12	ST	M30x2 Light Series female metric straight coupling
71000490	12G-22MDL	12	ST	M30x2 Light Series male metric straight coupling
71009994	12G-20FDHORX	12	ST	M30 x 2 Heavy Series female straight
71009220	16G-28FDLORX	16	ST	M36x2 Light Series female metric straight coupling
71009223	16G-30FDHORX	16	ST	M42x2 Heavy Series female metric straight coupling
71009253	16G-30MDH	16	ST	M42x2 Heavy Series male metric straight coupling
71009221	20G-35FDLORX	20	ST	M45x2 Light Series female metric straight coupling
71009224	20G-38FDHORX	20	ST	M52x2 Heavy Series female metric straight coupling
71009574	4G-8FDHORX45	4	45	M16x1.5 Heavy Series female metric 45 degree bend coupling
71009575	4G-8FDLORX45	4	45	M14x1.5 Light Series female metric 45 degree bend coupling
71009614	6G-12FDHORX45	6	45	M20x1.5 Heavy Series female metric 45 degree bend coupling
71009615	6G-12FDLORX45	6	45	M18x1.5 Light Series female metric 45 degree bend coupling
71009647	8G-15FDLORX45	8	45	M22x1.5 Light Series female metric 45 degree bend coupling
71009648	8G-16FDHORX45	8	45	M24x1.5 Heavy Series female metric 45 degree bend coupling
71009196	10G-20FDHORX45	10	45	M30x2 Heavy Series female metric 45 degree bend coupling
71009195	10G-18FDLORX45	10	45	M26x1.5 Light Series female metric 45 degree bend coupling
710091977	12G-22FDLORX45-30	12	45	M30 X 2.0 light series female metric 45 degree bend coupling
71009197	12G-22FDLORX45	12	45	M30x2 Light Series female metric 45 degree bend coupling
71009198	12G-25FDHORX45	12	45	M36x2 Heavy Series female metric 45 degree bend coupling
71009235	16G-30FDHORX45	16	45	M42x2 Heavy Series female metric 45 degree bend coupling
71009232	16G-28FDLORX45	16	45	M36x2 Light Series female metric 45 degree bend coupling
71009494	20G-38FDHORX45	20	45	M52x2 Heavy Series female metric 45 degree bend coupling
71009233	20G-35FDLORX45	20	45	M45x2 Light Series female metric 45 degree bend coupling
71009583	4G-8FDHORX90	4	90	M16x1.5 Heavy Series female metric 90 degree bend coupling
71009584	4G-8FDLORX90	4	90	M14x1.5 Light Series female metric 90 degree bend coupling
71009621	6G-12FDLORX90	6	90	M18x1.5 Light Series female metric 90 degree bend coupling
71009620	6G-12FDHORX90	6	90	M20x1.5 Heavy Series female metric 90 degree bend coupling
71009651	8G-16FDHORX90	8	90	M24x1.5 Heavy Series female metric 90 degree bend coupling
71009650	8G-15FDLORX90	8	90	M22x1.5 Light Series female metric 90 degree bend coupling
71009178	10G-18FDLORX90	10	90	M26x1.5 Light Series female metric 90 degree bend coupling
71009179	10G-20FDHORX90	10	90	M30x2 Heavy Series female metric 90 degree bend coupling
71009181	12G-25FDHORX90	12	90	M36x2 Heavy Series female metric 90 degree bend coupling
710091807	12G-22FDLORX90-62	12	90	M30 X 2.0 light series female metric 90 degree bend coupling
71009180	12G-22FDLORX90	12	90	M30x2 Light Series female metric 90 degree bend coupling
71009247	16G-30FDHORX90	16	90	M42x2 Heavy Series female metric 90 degree bend coupling
71009244	16G-28FDLORX90	16	90	M36x2 Light Series female metric 90 degree bend coupling
71009493	20G-38FDHORX90	20	90	M52x2 Heavy Series female metric 90 degree bend coupling
71009245	20G-35FDLORX90	20	90	M45x2 Light Series female metric 90 degree bend coupling

# COUPLING RANGE FOR WIRE & TEXTILE BRAIDED PRODUCTS




PART #	DESCRIPTION	HOSE DASH SIZE	ORIENTATION	DESCRIPTION
<b>FLANGE COUPLINGS (CODE 61 FLANGE)</b>				
<b>TWO PIECE DESIGN</b>				
720425256	12GB-16FL	12	ST	44.5mm Code 61 straight flange
720425306	16GB-16FL	16	ST	44.5mm Code 61 straight flange
734741726	24GSP-24FL	24	ST	60.5mm Code 61 straight flange
734741736	24GSP-32FL	24	ST	71.4mm Code 61 straight flange
734741796	32GSP-32FL-2WB	32	ST	71.4mm Code 61 straight flange coupling
720427396	16GB-16FL45S	16	45	44.5mm Code 61 flange 45 degree bend short drop coupling
720429536	12GB-12FL90M	12	90	38.1mm Code 61 flange 90 degree bend medium drop coupling
720429586	12GB-16FL90S	12	90	44.5mm Code 61 flange 90 degree bend short drop coupling
720429706	16GB-16FL90S	16	90	44.5mm Code 61 flange 90 degree bend short drop coupling
<b>MEGACRIMP (SINGLE PIECE)</b>				
71032520	12G-12FL	12	ST	38.1mm Code 61 straight flange
71032530	16G-16FL	16	ST	44.5mm Code 61 straight flange
71032724	12G-12FL45M	12	45	38.1mm Code 61 flange 45 degree bend medium drop coupling
71032739	16G-16FL45S	16	45	44.5mm Code 61 flange 45 degree bend short drop coupling
72042942	10G-16FL90	10	90	44.5mm Code 61 flange 90 degree bend coupling
71032953	12G-12FL90M	12	90	38.1mm Code 61 flange 90 degree bend medium drop
71032958	12G-16FL90S	12	90	44.5mm Code 61 flange 90 degree bend short drop
71032970	16G-16FL90S	16	90	44.5mm Code 61 flange 90 degree bend short drop
<b>KOMATSU STYLE</b>				
<b>TWO PIECE DESIGN</b>				
737213456	PCK0404FKX	4	ST	M14 X 1.5 female Komatsu style Japanese metric straight coupling
720403676	12GB-12FKX	12	ST	M30 X 1.5 female Komatsu style Japanese metric straight coupling
<b>MEGACRIMP (SINGLE PIECE)</b>				
71000362	4G-4FKX	4	ST	M14x1.5 female Komatsu Style Japanese metric coupling
71000364	6G-6FKX	6	ST	M18x1.5 female Komatsu Style Japanese metric coupling
71000365	8G-8FKX	8	ST	M22x1.5 female Komatsu Style Japanese metric coupling
71000366	10G-10FKX	10	ST	M24x1.5 female Komatsu Style Japanese metric coupling
71000367	12G-12FKX	12	ST	M30x1.5 female Komatsu Style Japanese metric coupling
71000368	16G-16FKX	16	ST	M33x1.5 female Komatsu Style Japanese metric coupling
71000312	4G-4FKX90	4	90	M14x1.5 female Komatsu Style Japanese metric 90 degree coupling
71000313	6G-6FKX90	6	90	M18x1.5 female Komatsu Style Japanese metric 90 degree coupling
71000679	10G-10FKX90	10	90	M24x1.5 female Komatsu Style Japanese metric 90 degree coupling
71000316	12G-12FKX90	12	90	M30x1.5 female Komatsu Style Japanese metric 90 degree coupling
<b>JIS</b>				
<b>TWO PIECE DESIGN</b>				
720481306	6GB-6FJISX-2WB	6	ST	3/8-19 female Japanese industrial standard straight coupling
720480546	8GB-8FJISX	8	ST	1/2-14 female Japanese industrial standard straight coupling
720480526	12GB-12FJISX	12	ST	3/4-14 female Japanese industrial standard straight coupling
<b>MEGACRIMP (SINGLE PIECE)</b>				
71000330	4G-4FJISX	4	ST	1/4-19 female Japanese industrial standard straight coupling
71000332	6G-6FJISX	6	ST	3/8-19 female Japanese industrial standard straight coupling
71000334	8G-8FJISX	8	ST	1/2-14 female Japanese industrial standard straight coupling
71000336	12G-12FJISX	12	ST	3/4-14 female Japanese industrial standard straight coupling
71000338	16G-16FJISX	16	ST	1-11 female Japanese industrial standard straight coupling
<b>NPT - PETROL DISPENSING COUPLING</b>				
<b>TWO PIECE DESIGN</b>				
73345004	3/4" NPT Reusable Coupling Brass	12	ST	3/4-14 Reusable coupling
73345005	1" NPT Reusable Coupling Brass	16	ST	1- 11 1/2 Reusable coupling





## COUPLING RANGE FOR WIRE & TEXTILE BRAIDED PRODUCTS




PART #	DESCRIPTION	HOSE DASH SIZE	ORIENTATION	DESCRIPTION
<b>PILOT LINE COUPLINGS</b>				
<b>TWO PIECE DESIGN</b>				
<b>BSP</b>				
737402036	P1T0404HFBSPORX	4	ST	1/4-19 female BSP straight coupling with O-ring with backup hex
737401336	P1T0404FBSPX	4	ST	1/4-19 female BSP straight coupling without O-ring
737401076	P1T0404FBSPORX	4	ST	1/4-19 female BSP straight coupling with O-ring
737402046	P1T0606HFBSPORX	6	ST	3/8-19 female BSP straight coupling with O-ring with backup hex
737401216	P1T0606FBSPORX	6	ST	3/8-19 female BSP straight coupling with O-ring
737401996	P1T0404FBSPORX45-15	4	45	1/4-19 female BSP 45 degree bend coupling with O-ring
737402016	P1T0404FBSPX90-29	4	90	1/4-19 female BSP 90 degree bend coupling without O-ring
737401956	P1T0404FBSPORX90-29	4	90	1/4-19 female BSP 90 degree bend coupling with O-ring
737401096	P1T0404FBSPORX90-23	4	90	1/4-19 female BSP 90 degree bend coupling with O-ring
737401236	P1T0606FBSPORX90-32	6	90	3/8-19 female BSP 90 degree bend coupling with O-ring
<b>JIC</b>				
737401526	P1T0404FJX	4	ST	7/16-20 female JIC straight coupling
737401676	P1T0606FJX	6	ST	9/16-18 female JIC straight coupling
737401536	P1T0404FJX45	4	45	7/16-20 female JIC 45 degree bend coupling
737401546	P1T0404FJX90S	4	90	7/16-20 female JIC 90 degree bend short drop coupling
<b>ORFS</b>				
737402206	P1T0404FFORX	4	ST	9/16-18 female flat face straight coupling
737402266	P1T0406FFORX	4	ST	11/16-16 female flat face straight coupling
737214466	PCK0404FFORX	4	ST	9/16-18 female flat face straight coupling
737400976	P1T0606FFORX	6	ST	11/16-16 female flat face straight coupling
737401266	P1T0404FFORX45	4	45	9/16-18 female flat face 45 degree bend coupling
737401036	P1T0606FFORX45-13	6	45	11/16-16 female flat face 45 degree bend coupling
737402026	P1T0606FFORX45-21	6	45	1/4-19 female BSP 45 degree bend coupling without O-ring
<b>DIN METRIC</b>				
733408886	P1T0408FDLORX	4	ST	M14 X 1.5 heavy series female metric straight coupling
737400866	P1T0408FDLORX90-32	4	90	M14 X 1.5 heavy series female metric 90 degree bend coupling

## COUPLING RANGE FOR SPIRAL HOSE PRODUCTS

<b>GLOBALSPIRAL™ (GS) COUPLINGS</b>				
<b>BSP</b>				
734791406	8GS-8FBSPORX	8	ST	1/2-14 female BSP straight coupling with O-ring
734795546	8GS-8HFBSPORX	8	ST	1/2-14 female BSP straight coupling with O-ring with backup hex
734789306	10GS-12HFBSPORX	10	ST	3/4-14 BSP female straight coupling with backup hex
734793966	10GS-12FBSPORX	10	ST	3/4-14 BSP female straight coupling
734792406	10GS-10FBSPORX	10	ST	5/8-14 female BSP straight coupling with O-ring
734793996	12GS-12FBSPORX	12	ST	3/4-14 BSP female straight coupling
734792586	12GS-16FBSPORX	12	ST	1-11 BSP female straight coupling
734794496	12GS-12MBSPSP	12	ST	3/4-14 BSP male straight coupling with special hex
734789326	12GS-12BKHDMBSP	12	ST	3/4-14 BSP male bulkhead straight coupling
734795566	12GS-12HFBSPORX	12	ST	3/4-14 BSP female straight coupling with backup hex
734792206	12GS-12MBSP	12	ST	3/4-14 BSP male straight coupling
734790816	16GS-16FBSPORX	16	ST	1-11 BSP female straight coupling
734790826	16GS-16MBSP	16	ST	1-11 BSP male straight coupling
734793606	16GS-16MBSPSP	16	ST	1-11 BSP male straight coupling
734795576	16GS-16HFBSPORX	16	ST	1-11 BSP female straight coupling with backup hex
734793376	20GS- 20FBSPORX-4W	20	ST	1 1/4-11 female BSP straight coupling with O-ring
734793526	20GS-20MBSPSP	20	ST	1 1/4-11 male BSP straight coupling
734795586	20GS-20HFBSPORX	20	ST	1 1/4-11 female BSP straight coupling with O-ring and backup hex



# COUPLING RANGE FOR GLOBAL SPIRAL HOSE PRODUCTS



PART #	DESCRIPTION	HOSE DASH SIZE	ORIENTATION	DESCRIPTION
<b>GLOBALSPIRAL™ (GS) COUPLINGS</b>				
<b>BSP</b>				
734789336	20GS-20FBSPPX	20	ST	1 1/4-11 female BSP straight coupling without O-ring
734791416	8GS-8FBSPORX45	8	45	1/2-14 BSP female 45 degree bend coupling
734794006	12GS-12FBSPORX45M	12	45	3/4-14 BSP female 45 degree bend coupling
734792276	16GS-16FBSPORX45	16	45	1-11 BSP female 45 degree bend coupling
734793396	20GS-20FBSPORX45	20	45	1 1/4-11 female BSP 45 degree bend coupling with O-ring
734791426	8GS-8FBSPORX90M	8	90	1/2-14 BSP female 90 degree bend medium drop coupling
734793986	10GS-12FBSPORX90	10	90	3/4-14 BSP female 90 degree bend coupling
734794016	12GS-12FBSPORX90M	12	90	3/4-14 BSP female 90 degree bend coupling
734790786	16GS-16FBSPORX90	16	90	1-11 BSP female 90 degree bend coupling
734789746	20GS-20FBSPORX90-6W	20	90	1 1/4-11 female BSP 90 degree bend coupling with O-ring
734793406	20GS-20FBSPORX90	20	90	1 1/4-11 female BSP 90 degree bend coupling with O-ring
734789346	20GS-20FBSPX90	20	90	1 1/4-11 female BSP 90 degree bend coupling without O-ring
734790536	24GSP-24FBSPORX90-111- 4W	24	90	1 1/2-11 BSP female 90 degree bend long drop 111mm
<b>JIC</b>				
734789656	8GS-8FJX	8	ST	3/4-16 female JIC straight coupling
734724446	12GS-12FJX	12	ST	1 1/16-12 JIC female straight coupling
734722446	12GS-12MJ	12	ST	1 1/16-12 JIC male straight coupling
734724556	16GS-16FJX	16	ST	1 5/16-12 JIC female straight coupling
734724566	16GS-20FJX	16	ST	1 5/8-12 female JIC straight coupling
734789086	16GS-16FJX41HEX	16	ST	1 5/16-12 JIC female straight coupling with HEX SIZE 41
734789636	20GS-20FJX-6W	20	ST	1 5/8-12 female JIC straight coupling
734724646	20GS-20FJX	20	ST	1 5/8-12 female JIC straight coupling
734725356	10GS-12FJX45	10	45	1 1/16-12 JIC female 45 degree bend coupling
734725446	12GS-12FJX45S	12	45	1 1/16-12 JIC female 45 degree bend short drop coupling
734728356	10GS-12FJX90M	10	90	1 1/16-12 JIC female 90 degree bend coupling
734728446	12GS-12FJX90M	12	90	1 1/16-12 JIC female 90 degree bend coupling
734728556	16GS-16FJX90M	16	90	1 5/16-12 JIC female 90 degree bend coupling
734790556	20GS-20FJX90S-6W	20	90	1 5/8-12 female JIC 90 degree bend short drop coupling
734790546	20GS-20FJX90S-4W	20	90	1 5/8-12 female JIC 90 degree bend short drop coupling
<b>ORFS</b>				
734730246	8GS-8FFORX	8	ST	13/16-16 (ORFS) female straight coupling
734730256	8GS-10FFORX	8	ST	1-14 (ORFS) female straight coupling
734789076	8GS-8FFORX27HEX	8	ST	13/16-16 (ORFS) straight female coupling Hex size 27mm
734723896	8GS-10MFFOR	8	ST	1-14 (ORFS) male straight coupling
734730356	10GS-12FFORX	10	ST	1 3/16-12 (ORFS) female straight coupling
734730346	10GS-10FFORX	10	ST	1-14 (ORFS) female straight coupling
734723876	10GS-10MFFOR	10	ST	1-14 (ORFS) male straight coupling
734789146	10GS-10MFFORBKHDNLN	10	ST	1-14 (ORFS) male straight bulk head coupling
734723886	10GS-12MFFOR	10	ST	1-3/16 - 12 (ORFS) male straight coupling
734730446	12GS-12FFORX	12	ST	1 3/16-12 (ORFS) female straight coupling
734730436	12GS-10FFORX	12	ST	1-14 female flat face straight coupling
734789156	12GS-12MFFORBKHDNLN	12	ST	1-3/16 - 12 (ORFS) male bulkhead straight coupling
734730466	12GS-16FFORX	12	ST	1 7/16-12 (ORFS) female straight coupling
734730556	16GS-16FFORX	16	ST	1 7/16-12 (ORFS) female straight coupling
734730646	20GS-20FFORX-4W	20	ST	1 11/16-12 (ORFS) female straight coupling for 4 Wire Spiral hose
734789116	20GS-20FFORX-6W	20	ST	1 11/16-12 (ORFS) female straight coupling for 6 Wire Spiral hose
734731246	8GS-8FFORX45S	8	45	13/16-16 (ORFS) female 45 degree bend coupling
734789456	10GS-12FFORX45-24	10	45	1 3/16-12 (ORFS) female 45 degree bend coupling
734731346	10GS-10FFORX45S	10	45	1-14 (ORFS) female 45 degree bend short drop coupling
734731446	12GS-12FFORX45S	12	45	1 3/16-12 (ORFS) female 45 degree bend coupling

# COUPLING RANGE FOR GLOBAL SPIRAL HOSE PRODUCTS



PART #	DESCRIPTION	HOSE DASH SIZE	ORIENTATION	DESCRIPTION
<b>GLOBALSPIRAL™ (GS) COUPLINGS</b>				
<b>ORFS</b>				
734731556	16GS-16FFORX45S	16	45	1 7/16-12 (ORFS) female 45 degree bend coupling
734732246	8GS-8FFORX90S	8	90	13/16-16 (ORFS) female 90 degree bend coupling
734733256	8GS-10FFORX90M	8	90	1-14 (ORFS) female 90 degree bend coupling
734733346	10GS-10FFORX90M	10	90	1-14 (ORFS) female 90 degree bend coupling
734732346	10GS-10FFORX90S	10	90	1-14 (ORFS) female 90 degree bend short drop coupling
734732356	10GS-12FFORX90 -58	10	90	1 3/16-12 (ORFS) female 90 degree bend coupling
734733446	12GS-12FFORX90M	12	90	1 3/16-12 female flat face 90 degree bend medium drop coupling
734732446	12GS-12FFORX90S	12	90	1 3/16-12 (ORFS) female 90 degree bend coupling
734733466	12GS-16FFORX90M	12	90	1 7/16-12 (ORFS) female 90 degree bend medium drop coupling
734734446	12GS-12FFORX90L	12	90	1 3/16-12 (ORFS) female 90 degree bend long drop coupling
734789276	12GS-12FFORX90-155	12	90	1 3/16-12 (ORFS) female 90 degree bend extra long drop coupling
734732436	12GS-10FFORX90S	12	90	1-14 female flat face 90 degree bend short drop coupling
734732556	16GS-16FFORX90S	16	90	1 7/16-12 (ORFS) female 90 degree bend coupling
734789026	16GS-16FFORX90-120	16	90	1 7/16-12 (ORFS) female 90 degree bend coupling
734733646	20GS-20FFORX90M-4W	20	90	1 11/16-12 (ORFS) female 90 degree bend coupling for 4 Wire Spiral hose
734789126	20GS-20FFORX90M-6W	20	90	1 11/16-12 (ORFS) female 90 degree bend coupling for 6 Wire Spiral hose
<b>DIN METRIC</b>				
734791336	8GS-16FDHORX	8	ST	M24x1.5 Heavy Series female metric straight coupling
710702096	8WTB-16FDHORX	8	ST	M24 X 1.5 heavy series female metric coupling for water jet hose 1100 bar
734792116	10GS-20FDHORX	10	ST	M30 x 2 Heavy Series female straight
734792106	10GS-18FDLORX	10	ST	M26x1.5 Light Series female metric straight coupling
734792156	12GS-25FDHORX	12	ST	M36 x 2 Heavy Series female straight
734792146	12GS-20FDHORX	12	ST	M30 x 2 Heavy Series female straight
734790806	16GS-30FDHORX	16	ST	M42 x 2 Heavy Series female straight
734791536	16GS-25FDHORX	16	ST	M36 x 2 Heavy Series female straight
734789176	20GS-38FDHORX-6W	20	ST	M52 x 2 Heavy Series female straight
734793306	20GS-38FDHORX	20	ST	M52 x 2 Heavy Series female straight
734792506	10GS-18FDLORX45	10	45	M26x1.5 Light Series female metric 45 degree bend coupling
734789566	12GS-25FDHORX45	12	45	M36 x 2 Heavy Series female 45 degree bend coupling
734789096	16GS-30FDHORX45-60	16	45	M42 x 2 Heavy Series female 45 degree bend coupling
734789826	20GS-38FDHORX45-6W	20	45	M52x2 Heavy Series female metric 45 degree bend coupling
734789296	8GS-16FDHORX90-70	8	90	M24x1.5 Heavy Series female metric 90 degree bend coupling
734789556	10GS-20FDHORX90-60	10	90	M30x2 Heavy Series female metric 90 degree bend coupling
734789286	10GS-20FDHORX90-65	10	90	M30x2 Heavy Series female metric 90 degree bend coupling
734789206	12GS-25FDHORX90-130	12	90	M36 x 2 Heavy Series female 90 degree bend coupling
734792196	12GS-25FDHORX90	12	90	M36 x 2 Heavy Series female 90 degree bend coupling
734790776	16GS-30FDHORX90M	16	90	M42 x 2 Heavy Series female 90 degree bend medium drop coupling
734793316	20GS-38FDHORX90	20	90	M52 x 2 Heavy Series female 90 degree bend coupling

## SEVEN EASY STEPS FOR SELECTING THE PROPER HOSE

# STAMPED

**S** = Size    **T** = Temperature    **A** = Application    **M** = Material to be conveyed  
**P** = Pressure    **E** = Ends or couplings    **D** = Delivery (volume and velocity)



# COUPLING RANGE FOR GLOBAL SPIRAL HOSE PRODUCTS



PART #	DESCRIPTION	HOSE DASH SIZE	ORIENTATION	DESCRIPTION
<b>GLOBALSPIRAL™ (GS) COUPLINGS</b>				
<b>FLANGE COUPLINGS</b>				
<b>CODE 61 FLANGE</b>				
734741246	8GS-8FL	8	ST	30.2mm Code 61 straight flange
734741446	12GS-12FL	12	ST	38.1mm Code 61 straight flange
734741466	12GS-16FL	12	ST	44.5mm Code 61 straight flange
734741556	16GS-16FL	16	ST	44.5mm Code 61 straight flange
734741646	20GS-20FL	20	ST	50.8mm Code 61 straight flange
734743446	12GS-12FL30M	12	30	38.1mm Code 61 flange 30 degree bend medium drop coupling
734744446	12GS-12FL45M	12	45	38.1mm Code 61 flange 45 degree bend medium drop
734789046	12GS-12FL45-100	12	45	38.1mm Code 61 flange 45 degree bend
734744556	16GS-16FL45M	16	45	44.5mm Code 61 flange 45 degree bend medium drop coupling
734789666	20GS-20FL45-32-6W	20	45	50.8mm Code 61 flange 45 degree bend coupling
734773566	20GS-20FL45	20	45	50.8mm Code 61 flange 45 degree bend coupling
734745446	12GS-12FL60M	12	60	38.1mm Code 61 flange 60 degree bend medium drop coupling
734774246	8GS-8FL90M	8	90	30.2mm Code 61 flange 90 degree bend medium drop
734789066	8GS-8FL90-100	8	90	30.2mm Code 61 flange 90 degree bend coupling
734779596	10GS-8FL90-130	10	90	30.2mm Code 61 flange 45 degree bend coupling
734774446	12GS-12FL90M	12	90	38.1mm Code 61 flange 90 degree bend medium drop
734773906	12GS-12FL90-100	12	90	38.1mm Code 61 flange 90 degree bend coupling
734778356	12GS-12FL90-140	12	90	38.1mm Code 61 flange 90 degree bend coupling
734779026	12GS-16FL90-180	12	90	44.5mm Code 61 flange 90 degree bend long drop coupling
734773926	12GS-16FL90-70	12	90	44.5mm Code 61 flange 90 degree bend coupling
734773916	12GS-16FL90S	12	90	44.5mm Code 61 flange 90 degree bend short drop coupling
734776286	12GS-16FL90-150	12	90	44.5mm Code 61 flange 90 degree bend long drop coupling
734779366	12GS-16FL90-130	12	90	44.5mm Code 61 flange 90 degree bend long drop coupling
734789366	12GS-16FL90-210	12	90	44.5mm Code 61 flange 90 degree bend long drop coupling
734776276	12GS-16FL90-100	12	90	44.5mm Code 61 flange 90 degree bend long drop coupling
734774556	16GS-16FL90M	16	90	44.5mm Code 61 flange 90 degree bend medium drop coupling
734778706	16GS-16FL90-150	16	90	44.5mm Code 61 flange 90 degree bend coupling
734779376	16GS-16FL90-130	16	90	44.5mm Code 61 flange 90 degree bend long drop coupling
734773166	16GS-16FL90-120	16	90	44.5mm Code 61 flange 90 degree bend coupling
734778876	16GS-16FL90-210	16	90	44.5mm Code 61 flange 90 degree bend coupling long drop
734778396	16GS-16FL90-90	16	90	44.5mm Code 61 flange 90 degree bend coupling
734776866	16GS-12FL90-100	16	90	41.4mm Code 62 flange 90 degree bend coupling
734774636	20GS-16FL90M-6W	20	90	44.5mm Code 61 straight flange
734747646	20GS-20FL90S	20	90	50.8mm Code 61 flange 90 degree bend short drop coupling
<b>CODE 62 FLANGE</b>				
734748446	12GS-12FLH	12	ST	41.4mm Code 62 straight flange
734748466	12GS-16FLH	12	ST	47.8mm Code 62 straight flange
734748556	16GS-16FLH	16	ST	47.8mm Code 62 straight flange
734748566	16GS-20FLH	16	ST	54.1mm Code 62 straight flange coupling
734789136	20GS-20FLH-6W	20	ST	54.1mm Code 62 straight flange for 6 Wire Spiral hose
734748646	20GS-20FLH-4W	20	ST	54.1mm Code 62 straight flange for 4 Wire Spiral hose
734751466	12GS-16FLH45M	12	45	47.8mm Code 62 flange 45 degree bend medium drop coupling
734751446	12GS-12FLH45M	12	45	41.4mm Code 61 flange 45 degree bend coupling
734779586	12GS-12FLH45-100	12	45	41.4mm Code 61 flange 45 degree bend coupling
734751556	16GS-16FLH45M	16	45	47.8mm Code 62 flange 45 degree bend medium drop coupling
734751646	20GS-20FLH45M	20	45	54.1mm Code 62 flange 45 degree bend for 4 wire spiral Hose
734789686	20GS-20FLH45-42-4W	20	45	54.1mm Code 62 flange 45 degree bend for 4 spiral hose
734753466	12GS-16FLH67M	12	67	47.8mm Code 62 flange 67 degree bend medium drop coupling
734775336	10GS-8FLH90M	10	90	31.8mm Code 62 flange 90 degree bend medium drop coupling
734754466	12GS-16FLH90S	12	90	47.8mm Code 62 flange 90 degree bend short drop coupling
734776296	12GS-16FLH90-100	12	90	47.8mm Code 62 flange 90 degree bend long drop coupling
734773836	12GS-12FLH90-100	12	90	41.4mm Code 62 flange 90 degree bend coupling



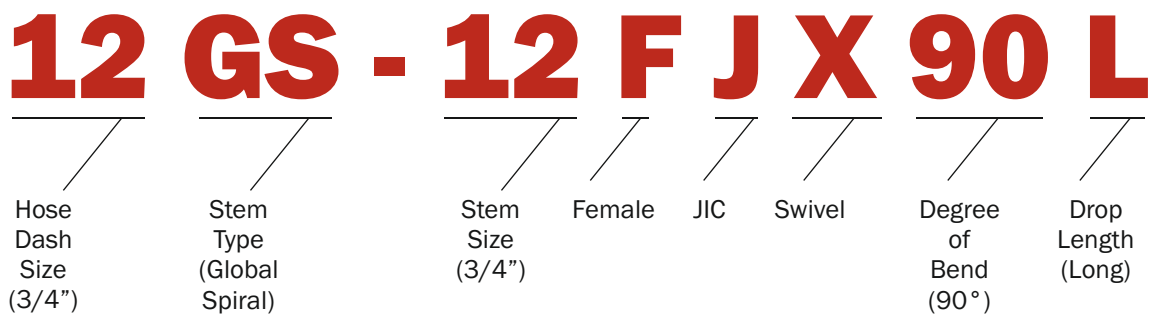
# COUPLING RANGE FOR GLOBAL SPIRAL HOSE PRODUCTS



PART #	DESCRIPTION	HOSE DASH SIZE	ORIENTATION	DESCRIPTION
<b>GLOBALSPIRAL™ (GS) COUPLINGS</b>				
<b>FLANGE COUPLINGS</b>				
<b>CODE 62 FLANGE</b>				
734789036	12GS-12FLH90-90	12	90	41.4mm Code 62 flange 90 degree bend coupling
734775446	12GS-12FLH90M	12	90	41.4mm Code 62 flange 90 degree bend coupling
734776416	12GS-12FLH90-122	12	90	41.4mm Code 62 flange 90 degree bend long Drop
734775556	16GS-16FLH90M	16	90	47.8mm Code 62 flange 90 degree bend medium drop
734777226	16GS-16FLH90-110	16	90	47.8mm Code 62 flange 90 degree bend medium drop
734754536	16GS-12FLH90M	16	90	41.4mm Code 62 flange 90 degree bend medium drop
734754506	16GS-12FLH90-120	16	90	41.4mm Code 62 flange 90 degree bend coupling
734775646	20GS-20FLH90M-4W	20	90	54.1mm Code 62 flange 90 degree bend for 4 wire spiral Hose
734789166	20GS-20FLH90M-6W	20	90	54.1mm Code 62 flange 90 degree bend for 6 wire spiral Hose
734776136	20GS-20FLH90-120-6W	20	90	54.1mm Code 62 flange 90 degree bend coupling long drop (1)
734776486	20GS-20FLH90-152-6W	20	90	54.1mm Code 62 flange 90 degree bend coupling long drop 152mm
734790026	20GS-20FLH90-180-4W	20	90	54.1mm Code 62 flange 90 degree bend coupling long drop 180mm
734790056	20GS-20FLH90-180-6W	20	90	54.1mm Code 62 flange 90 degree bend coupling long drop 180mm
734778436	20GS-20FLH90-200-4W	20	90	54.1mm Code 62 flange 90 degree bend coupling long drop (3)
734789446	20GS-20FLH90-200-6W	20	90	54.1mm Code 62 flange 90 degree bend coupling long drop 200mm
<b>CAT FLANGES</b>				
734762466	12GS-16FLC	12	ST	47.8mm Caterpillar Style O-ring straight flange
734762446	12GS-12FLC	12	ST	41.4mm Caterpillar Style O-ring straight flange
734762556	16GS-16FLC	16	ST	47.8mm Caterpillar Style O-ring straight flange
734762566	16GS-20FLC	16	ST	54.1mm Caterpillar Style O-ring straight flange
734789186	20GS-20FLC-6W	20	ST	54.1mm Caterpillar style O-ring straight flange for 6 Wire Spiral Hose
734762646	20GS-20FLC-4W	20	ST	54.1mm Caterpillar style O-ring straight flange for 4 wire Spiral Hose
734765556	16GS-16FLC45-037	16	45	47.8mm Caterpillar Style O-ring 45 degree bend flange coupling
734765646	20GS-20FLC45-037-6W	20	45	54.1mm Caterpillar Style O-ring 45 degree bend flange coupling

## COUPLING AND ADAPTER END STYLE NOMENCLATURE

Gates couplings feature a meaningful description by combining end-style codes shown below that make thread end identification fast and easy. Always refer to Gates Crimp Data Manual when selecting hose and coupling combinations.



In the following example, the Gates description 12GS-12FJX90L identifies a GlobalSpiral™ Female JIC Swivel 90° Bend Long Drop coupling for -12 (3/4") hose size and -12 (3/4") stem size.





**DRIVEN BY POSSIBILITY™**

### **CORPORATE OFFICE**

3rd Floor, Building 10 C, DLF Cyber City, DLF Phase II,  
Gurugram, Haryana - 122002

### **CHENNAI OFFICE**

3rd Floor, Smartworks, Bharati Vilas, 26B, Jawaharlal  
Nehru Salai, Ekkatuthangal, Guindy Industrial Estate  
Chennai - 600032

### **GATES INDIA FACILITIES**

---

#### **LALRU**

Chandigarh Ambala Highway, Lalru, Punjab - 141 104  
Telephone: +91 (1762) 506886

#### **PUNE**

Plot No. K-8, Near Hyundai Company-Khalumbre, Pune  
Maharashtra - 410501(india)

#### **FARIDABAD**

Plot No.133-134, Sector 59, Phase 2, Faridabad 121 006  
Telephone: +91 (129) 4109891

#### **CHENNAI**

Plot No. F 19, Sipcot Industrial Park, Pondur A,  
Sriperumbudur, Kancheepuram Dist. Tamilnadu 602 105  
Telephone: +91 (44) 47115143, 47115164

---

 [www.gates.com/in/en/](http://www.gates.com/in/en/)  [customer.care@gates.com](mailto:customer.care@gates.com)  +91 124-4933535

 [gatesinindia](https://www.facebook.com/gatesinindia)  [company/gatesinindia](https://www.linkedin.com/company/gatesinindia)